SSIWSC 2024

Design. Build. Maintain. Connect.

Guiding Digitalization in Ship Design and Construction

Fabio D'Alfonso – Naval Architect and Founder, Safyna

SAFYNA
NAVAL ARCHITECTURE & MARINE ENGINEERING
Safyna S.r.l.
Corso Trieste, 85 - 00198 Roma
P.I. 13533931005

Disegnato da: Ing. Boffa

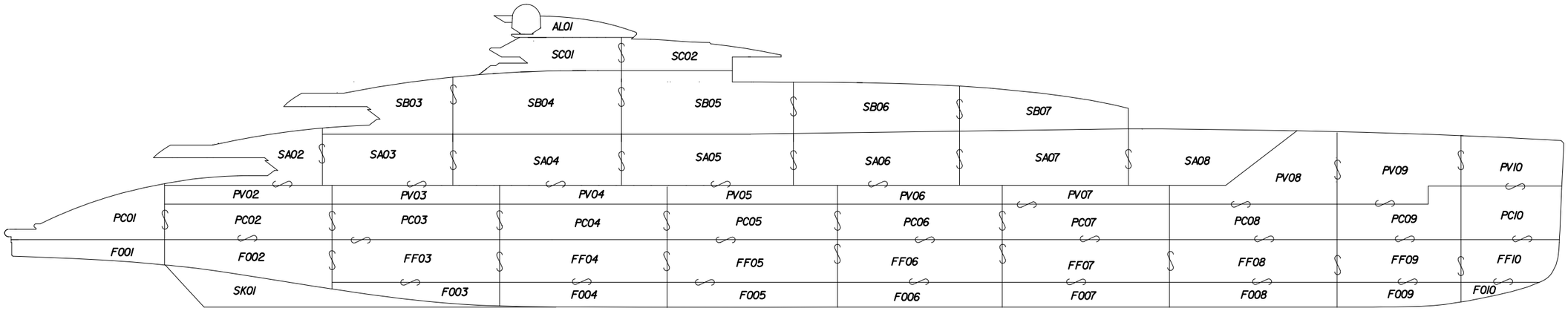

blocco F0_06

documenti allegati:

A1 - SCHEMI DI TAGLIO
A8 - DISTINTA PROFILI
A8/SAG - DISTINTA PROF. SAGOMATI
A8A - FORATURE PROFILI
A9 - SAGOMATURA PROFILI
A11 - SAGOMATURA LAMIERE
A15 - SCHEMI DI MONTAGGIO
B2 - FABBISOGNO PROFILI
B3 - ELENCO PEZZI NESTATI
B4 - DISTINTA PEZZI
A17 - PESI E BARICENTRI
CALCOLO PESI MATERIALE TAGLIATO

SAFYNA
NAVAL ARCHITECTURE & MARINE ENGINEERING

Safyna S.r.l.
Corso Trieste, 85 - 00198 Roma
P.I. 13533931005

A1	scala 1:30	STABILIMENTO	MATERIALE PRELEVATO	SCHIZZI PASSATE
	data 24/02/2015	COSTRUZIONE	QUALITA' AH36 / SPESS. 8mm	IDENTICO
		BLOCCO FO06	nr. NEST FO06–002	

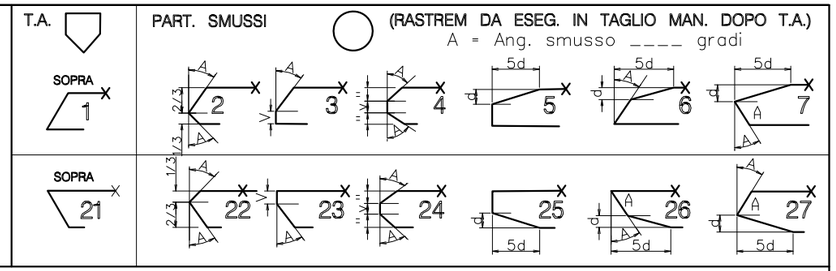

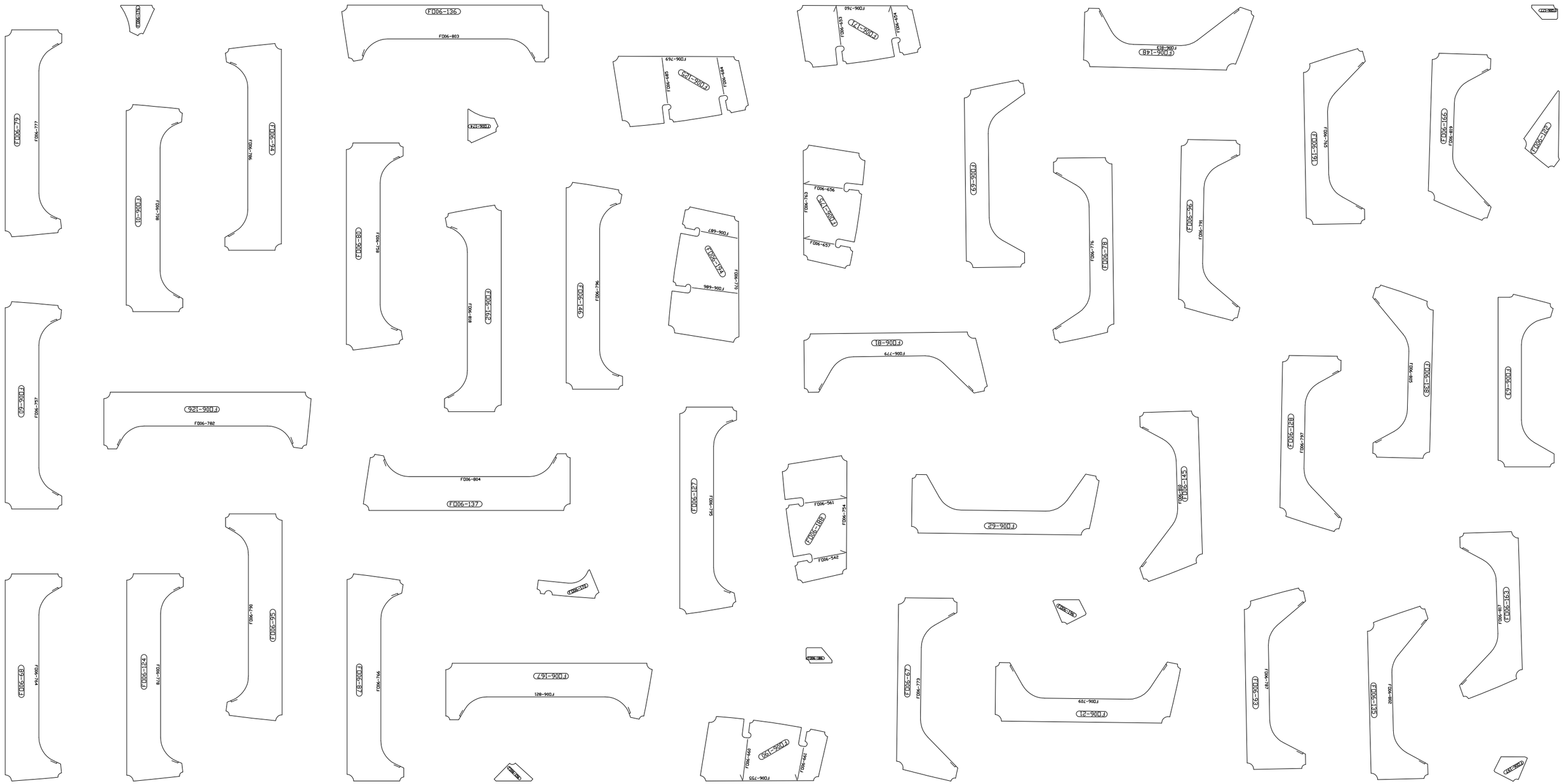

SAFYNA NAVAL ARCHITECTURE & MARINE ENGINEERING **Safyna S.r.l.** Corso Trieste, 85 - 00198 Roma *P.I.* 13533931005	STABILIMENTO	MATERIALE PRELEVATO		SCHIZZI PASSATE
	COSTRUZIONE	QUALITA' AH36	SPESS. 10mm	IDENTICO
A1 — scala 1:30 — data 24/02/2015	BLOCCO FO06	nr. NEST FO06–006		

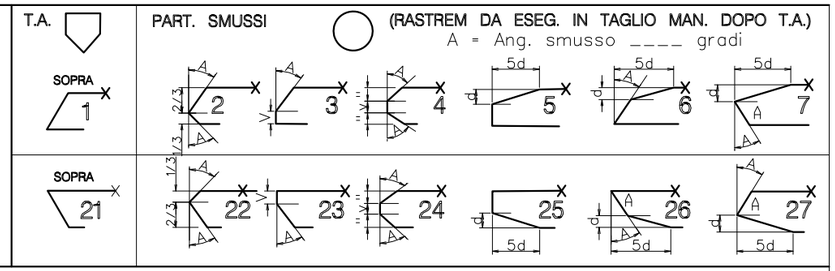

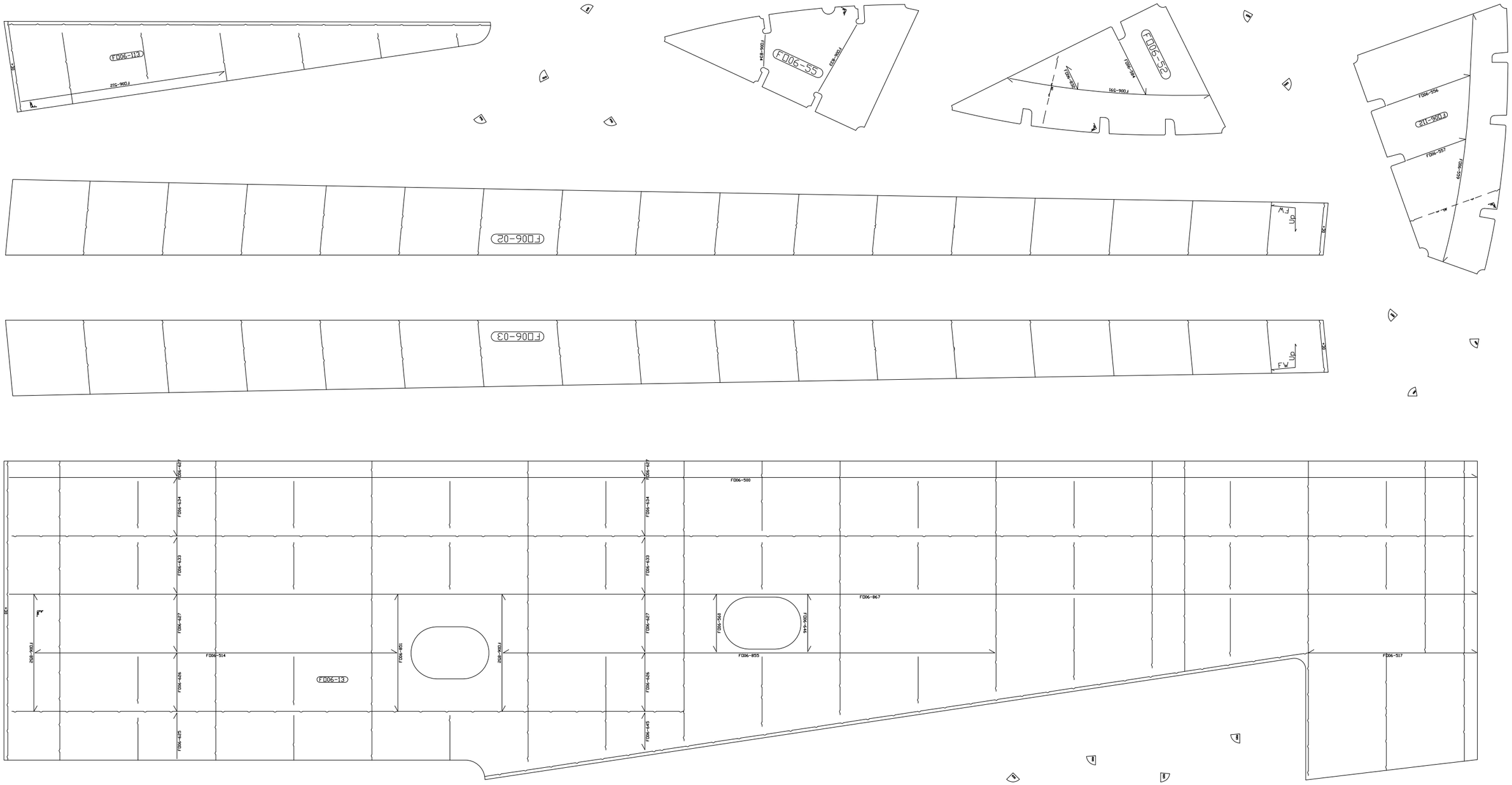

SAFYNA NAVAL ARCHITECTURE & MARINE ENGINEERING **Safyna S.r.l.** Corso Trieste, 85 - 00198 Roma *P.I.* 13533931005	STABILIMENTO	MATERIALE PRELEVATO		SCHIZZI PASSATE	T.A.
	COSTRUZIONE	QUALITA' AH36	SPESS. 10mm	IDENTICO	SOPRA 1
A1 — scala 1:30 — data 24/02/2015	BLOCCO FO06	nr. NEST FO06–007			SOPRA 21

PART. SMUSSI (RASTREM DA ESEG. IN TAGLIO MAN. DOPO T.A.)
A = Ang. smusso ____ gradi

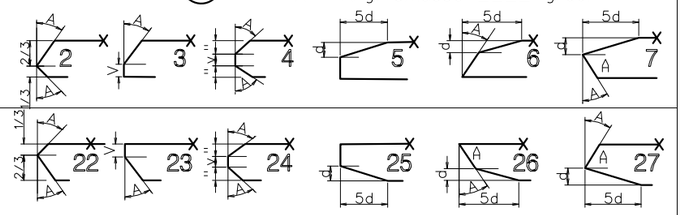

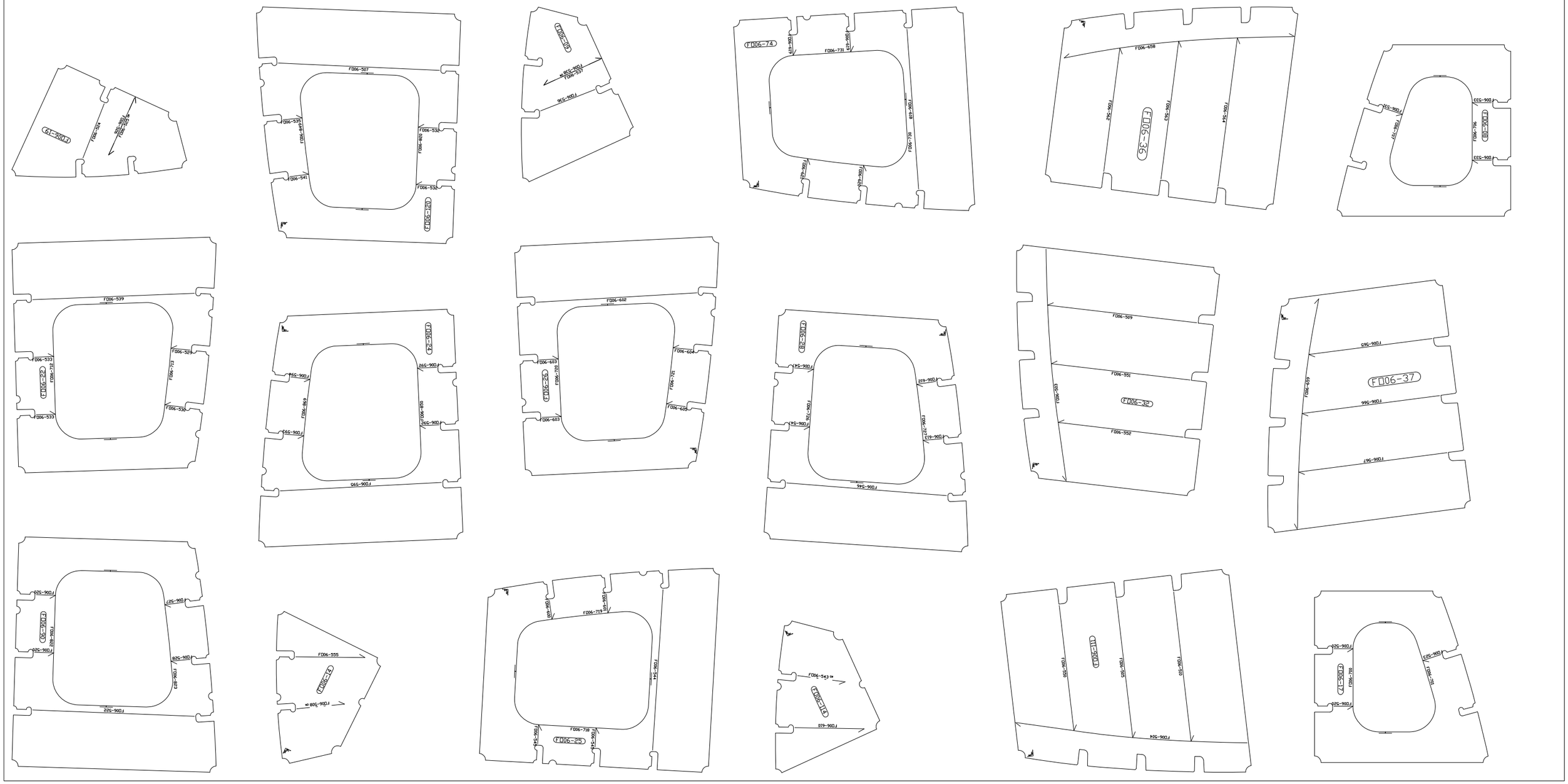

Safyna S.r.l. Corso Trieste, 85 - 00198 Roma *P.I.* 13533931005	STABILIMENTO	MATERIALE PRELEVATO		SCHIZZI PASSATE	T.A.
	COSTRUZIONE	QUALITA' AH36	SPESS. 11mm	IDENTICO	SOPRA 1
A1 — scala 1:30 — data 24/02/2015	BLOCCO FO06	nr. NEST FO06–010			SOPRA 21

PART. SMUSSI (RASTREM DA ESEG. IN TAGLIO MAN. DOPO T.A.)
A = Ang. smusso ____ gradi

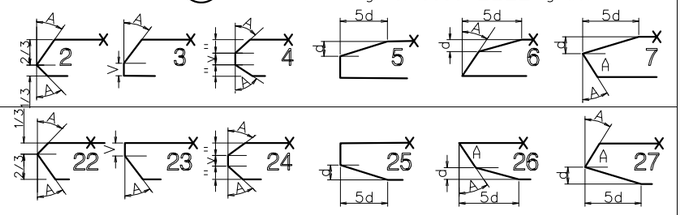

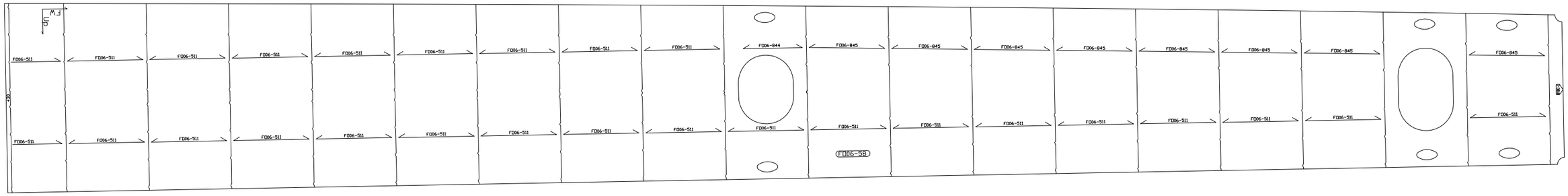

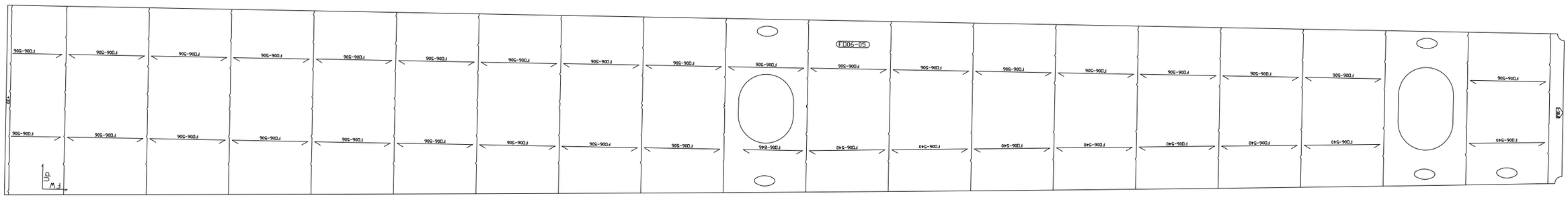

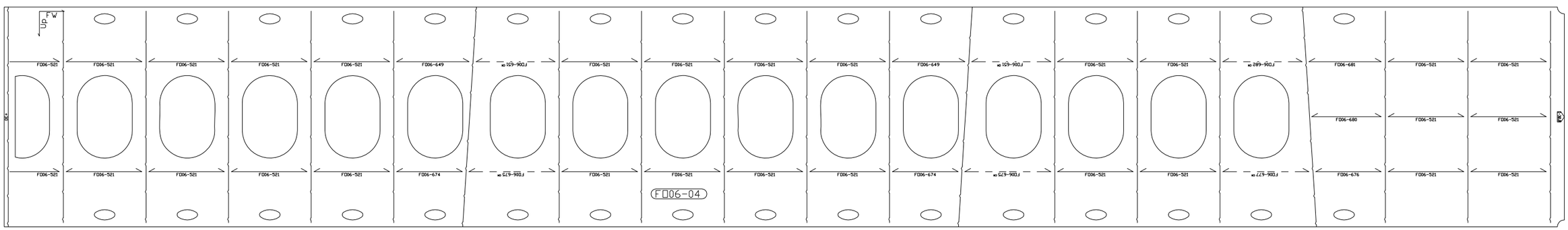

-PROFILI -TRACC ,TAGLIO E FLUSSO PER OFFICINE

COSTR.	LOTTO	BLOCCO	rev	date	N.SCHEMA
		FO06			A8

SAFYNA NAVAL ARCHITECTURE & MARINE ENGINEERING

FG. 1 DI 1

PARTICOLARI TESTATE PROFILI

NB LE LUNGHEZZE SONO AL NETTO DELLE MAGGIORAZIONI

NORMA TRACC PROFILATI

PER PROFILO RAPPRESENTATO

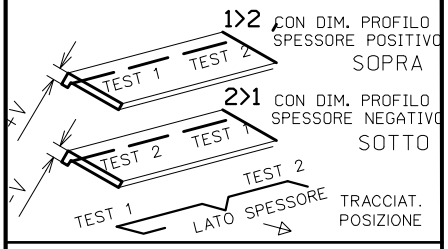

COD.SAG.PRO.

01	PIATTO	30	T
02	QUADRO	31	
03	TONDO	32	
04	SEMITONDO	33	
05	ANGOLARE	34	I
06	FERRO	35	
07	BULBO	36	
08	FERRO U		
09	UPN		
10	T		
11	T arrot.		
12	IPN		
13	HE		
14	IPE		
15	Tubo gas,asa,uni		
16	Tubo quadro		
17	Tubo rett.		
18	Tubo rett.		

CODICI LAVORAZIONE

- C CALANDRA
- F FLANGIA
- P PRESSA
- S SAGOMATO
- T TAGLIO MANUALE
- X GREZZO IN PRF.

CODICI DESTINAZIONE

- A SOTTOASS.
- B SOTTOASS. COMPOSTI
- C ASSIEMI COMPOSTI
- D PANELLI CURVI
- E PANELLI PIANI
- F GRANDI SOTTOASSIEMI
- G SOTTOBLOCCO
- H BLOCCO
- U UNIT DI MONTAGGIO
- X GREZZO IN PRF.

BF

PER PROFILATI 1 5 6 7

FINALE PROFILI

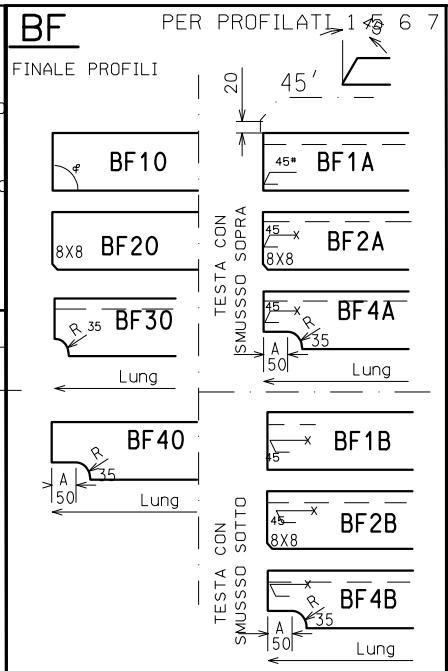

BM

FINALE PROFILI

PER PROFILI L 5 6 T 30 31 33

CON PB. A 90 CON PB. A ANGOLO &

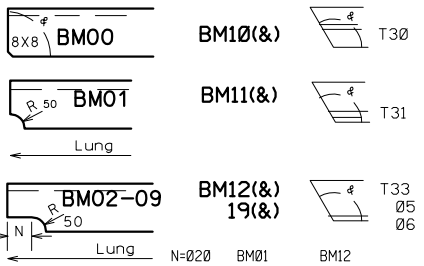

N=020	BM01	BM12
N=040	BM03	BM13
N=060	BM04	BM14
N=080	MB05	BM15
N=100	BM06	BM16
N=120	BM07	BM17
N=140	BM08	BM18
N=150	BM08	BM18

BR

PER PROFILI 1 7

FINALE PROFILI

R=20 PER H < 100

R=35 PER H >120

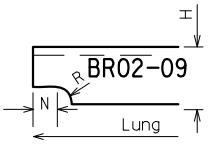

N=020	COD	BR02
N=040	COD	BR03
N=060	COD	BR04
N=080	COD	BR05
N=100	COD	BR06
N=120	COD	BR07
N=140	COD	BR08
N=150	COD	BR09

BG

PER PROFILI 1 5 6 7

FINALE PROFILI

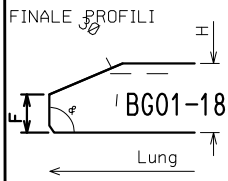

F=040	COD	BG01
F=050	COD	BG02
F=060	COD	BG03
F=070	COD	BG04
F=080	COD	BG05
F=090	COD	BG06
F=100	COD	BG07
F=110	COD	BG08
F=120	COD	BG09
F=130	COD	BG11
F=140	COD	BG12
F=150	COD	BG13
F=160	COD	BG14
F=170	COD	BG15
F=180	COD	BG16
F=190	COD	BG17
F=200	COD	BG18

GA

TESTATA PROFILI

PER PROFILATI 7

UNIONE CON SALDAT A RIPRISTINO TOT BULBO

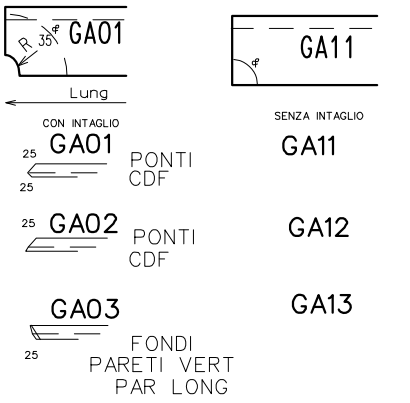

FA / FB

TESTATA PROFILI

CON SGALOP

SENZA SGALOP

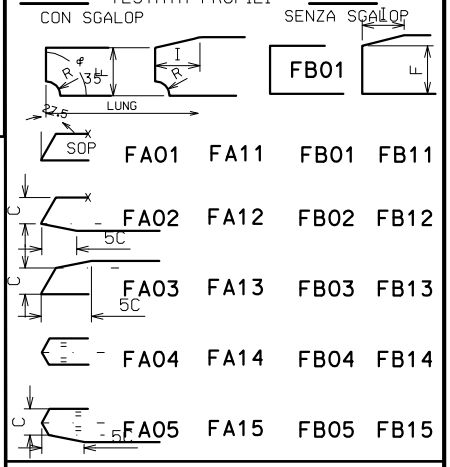

BI

FINALE PROFILI

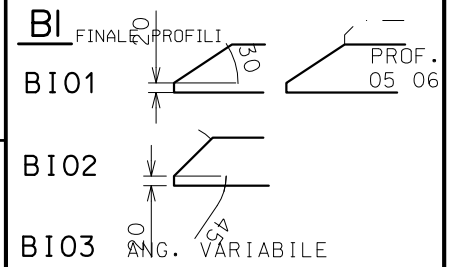

BL

FINALE PROFILI

ØER PROFILI Ø1

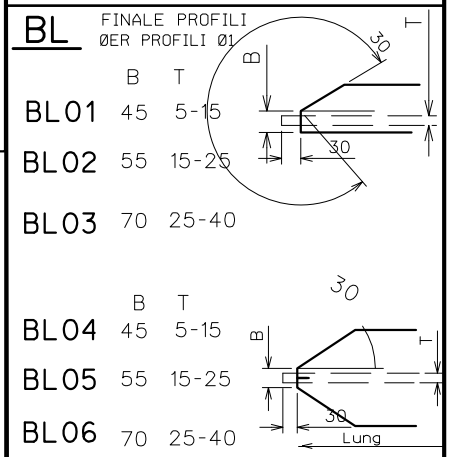

DISTINTA PROFILI

Doc. **A8**

Cantiere: **Costr:** **Blocco: FO06**

Rappresentato
1_>_2

Tipo	Sottoassieme	Marca	Test 1	Lung. (mm)	Test 2	Peso U (Kg)	LAV.	Doc.	Lato	Total
bulbo 120x08	<A14>Oss.94	**505**	BF30	1104	BF30	10,07	-	A8	DN	**1**
		509	BF30	1186	BF30	10,82	-	A8	SN	**1**
		510	BF30	1186	BF30	10,82	-	A8	DN	**1**
		550	BF30	997	BF30	9,08	-	A8	DN	**1**
		551	BF30	1104	BF30	10,07	-	A8	SN	**1**
		552	BF30	997	BF30	9,08	-	A8	SN	**1**
		553	BF30	693	BF30	6,29	-	A8	SN	**1**
		554	BF30	495	BF30	4,47	-	A8	SN	**1**
		556	BF30	693	BF30	6,29	-	A8	DN	**1**
		557	BF30	495	BF30	4,47	-	A8	DN	**1**
	<A08>Oss.88	**507**	BF30	1322	BF30	12,08	-	A8	SN	**1**
		508	BF30	405	BF30	3,64	-	A8	SN	**1**
		532	BG01	181	BF30	1,29	-	A8	SN	**4**
		534	BF30	180	BG01	1,29	-	A8	SN	**1**
		535	BF30	180	BG01	1,29	-	A8	SN	**1**
		541	BF30	181	BG01	1,29	-	A8	SN	**1**
		543	BF30	405	BF30	3,64	-	A8	DN	**1**
		555	BF30	572	BI01	4,41	-	A8	SN	**1**
		577	BF30	181	BG01	1,29	-	A8	DN	**2**
		583	BG01	180	BF30	1,29	-	A8	DN	**1**
		592	BF30	181	BG01	1,29	-	A8	DN	**2**
		593	BG01	180	BF30	1,29	-	A8	DN	**1**
		594	BG01	181	BF30	1,29	-	A8	DN	**1**
		595	BF30	1322	BF30	12,08	-	A8	DN	**1**
		610	BI01	572	BF30	4,41	-	A8	DN	**1**
		614	BF30	243	BG01	1,87	-	A8	SN	**1**
		655	BG01	243	BF30	1,87	-	A8	DN	**1**
	<A16>Oss.96	**513**	BF30	585	BI01	4,53	-	A8	SN	**1**
		515	BI01	585	BF30	4,53	-	A8	DN	**1**
		568	BF30	1303	BF30	11,9	-	A8	SN	**1**
		569	BF30	1303	BF30	11,9	-	A8	DN	**1**
		662	BG01	180	BF30	1,29	-	A8	SN	**3**
		663	BG01	209	BF30	1,55	-	A8	SN	**1**
		664	BF30	181	BG01	1,29	-	A8	SN	**1**
		665	BF30	202	BG01	1,49	-	A8	SN	**1**
		666	BF30	181	BG01	1,29	-	A8	SN	**1**

PROFILI SAGOMATI A9

Doc. **A8/SAG**

Cantiere: **Costr:** **Blocco: FO06**

Rappresentato
1_>_2 **(+magg. 2xH)**

Tipo	Sottoassieme	Marca	Test 1	Length (mm)	Test 2	Peso U (Kg)	LAV.	Doc.	Lato	Total
bulbo 120x08	<D01>Fasciame	**5000D**	BF10	11328	BF30	101,13	S	A9	DN	**1**
		5000S	BF30	11328	BF10	103,39	S	A9	SN	**1**
		5001D	BF10	11328	BF30	100,99	S	A9	DN	**1**
		5001S	BF30	11328	BF10	103,54	S	A9	SN	**1**
		5002D	BF10	11329	BF30	100,58	S	A9	DN	**1**
		5002S	BF30	11329	BF10	103,96	S	A9	SN	**1**
		5003D	BF10	11334	BF30	100,17	S	A9	DN	**1**
		5003S	BF30	11334	BF10	104,47	S	A9	SN	**1**
		5004D	BF10	7735	BF10	68,4	S	A9	DN	**1**
		5004S	BF10	7735	BF10	71,37	S	A9	SN	**1**
		5005D	BF10	2309	BF30	20,53	S	A9	DN	**1**
		5005S	BF30	2309	BF10	20,97	S	A9	SN	**1**
		5006D	BF10	2859	BF30	25,86	S	A9	DN	**1**
		5006S	BF30	2859	BF10	25,75	S	A9	SN	**1**
		5007D	BF10	11340	BF30	102,3	S	A9	DN	**1**
		5007S	BF30	11340	BF10	102,38	S	A9	SN	**1**
		5008D	BF30	6144	BF10	56,36	S	A9	DN	**1**
		5008S	BF10	6144	BF30	56,55	S	A9	SN	**1**
		5009D	BF10	2308	BF10	21,55	S	A9	DN	**1**
		5009S	BF10	2308	BF10	20,49	S	A9	SN	**1**
		5011D	BF10	10101	BF30	93,05	S	A9	DN	**1**
		5011S	BF30	10101	BF10	92,69	S	A9	SN	**1**

FORATURE PROFILI

Doc. **A8/A**

Cantiere: **Costr:** **Blocco: FO06**

Rappresentato 1_>_2

Tipo		Sottoassiame	Marca	Test 1	Lung. (mm)	Test 2	Peso (kg)	Lato	Q.tà
HP 120x08		FO06/<E800> Deck 1600 ABL	**500**	BF10	11330	BF30	102,291	SN	3
	Shape	**Position (mm)**							
	HF02	1260							
	HF02	2460							
	HF02	3660							
	HF02	4860							
	HF02	6200							
	HF02	7260							
	HF02	8460							
	HF02	9660							
	HF02	10860							
HP 120x08		FO06/<E800> Deck 1600 ABL	**501**	BF30	11330	BF10	102,291	DN	2
	Shape	**Position (mm)**							
	HF02	470							
	HF02	1670							
	HF02	2870							
	HF02	4070							
	HF02	5130							
	HF02	6470							
	HF02	7670							
	HF02	8870							
	HF02	10070							
HP 120x08		FO06/<E800> Deck 1600 ABL	**512**	BF30	1620	BF10	14,649	DN	1
	Shape	**Position (mm)**							
	HF02	360							
HP 120x08		FO06/<E800> Deck 1600 ABL	**514**	BG06	2784	BG06	24,969	SN	1
	Shape	**Position (mm)**							
	HF02	1020							
	HF02	2222							
HP 120x08		FO06/<E800> Deck 1600 ABL	**516**	BF30	1300	BF30	11,660	DN	1
	Shape	**Position (mm)**							
	HF02	470							

Tipo	Sottoassieme	MARCA	Test 1	Magg. Test 1 (mm)	Lunghezza (mm)	Test 2	Magg. Test 2 (mm)	Peso (kg)	Q.tà	Lato	Lung. min. grezzo (mm)
HP 120x08	FF06/<D01>SHELL STB	FF06-5004DN	BF30-A	120	6764	BF30-A	120	67	1	S	7004

Schema per tracciatura curva inversa

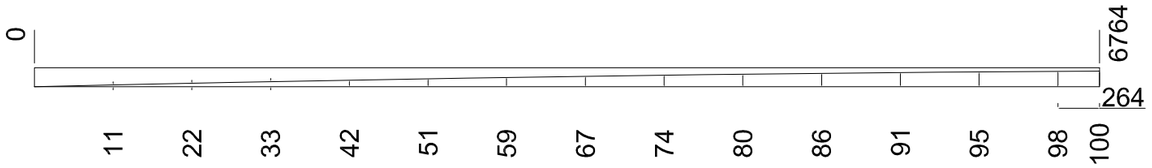

NORMA TRACC PROFILATI
PER PROFILO RAPPRESENTATO

+120
Maggiorazione per curvatura
+30
Sovrametallo

Sesta geometrica

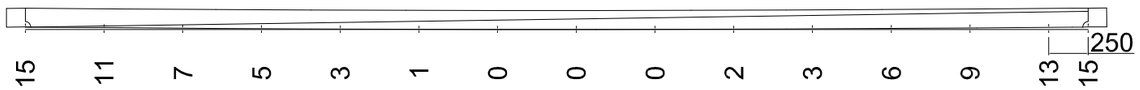

angolo rispetto a orizzontale=0

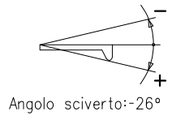

angolo rispetto a orizzontale=26°

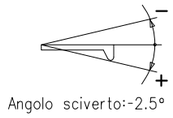

angolo rispetto a orizzontale=28,5°

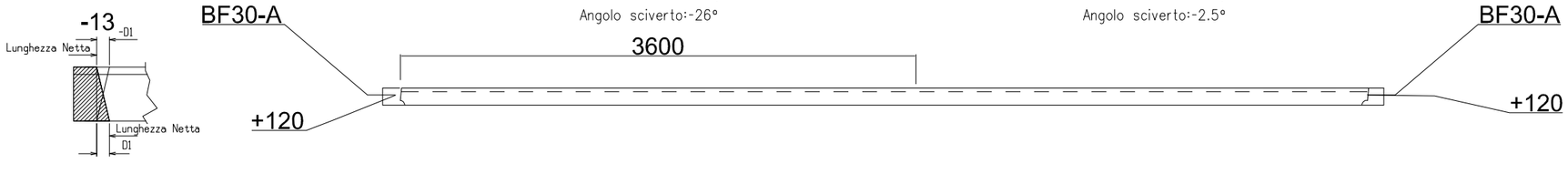

Tipo	Sottoassieme	MARCA	Test 1	Magg. Test 1 (mm)	Lunghezza (mm)	Test 2	Magg. Test 2 (mm)	Peso (kg)	Q.tà	Lato	Lung. min. grezzo (mm)
HP 120x08	FF06/<D02> SHELL PTS	FF06-5004SN	BF30-A	120	6462	BF30-A	120	55	1	P	6702

Schema per tracciatura curva inversa

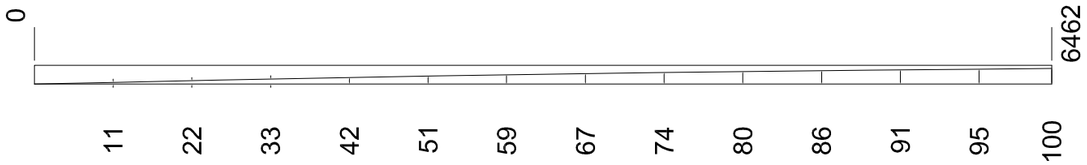

NORMA TRACC PROFILATI
PER PROFILO RAPPRESENTATO

+120
Maggiorazione per curvatura
+30
Sovrametallo

Sesta geometrica

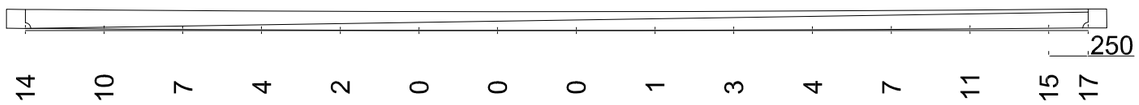

angolo rispetto a orizzontale=28,5°

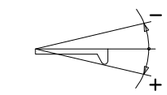

angolo rispetto a orizzontale=26°

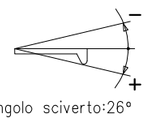

angolo rispetto a orizzontale=0

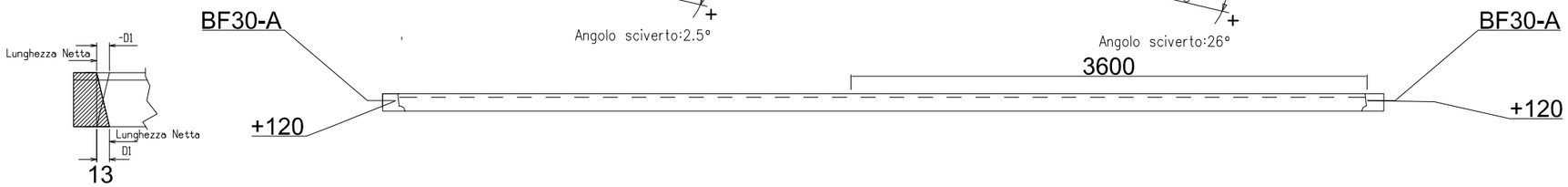

SAFYNA
NAVAL ARCHITECTURE & MARINE ENGINEERING
Safyna S.r.l.
Corso Trieste, 85 - 00198 Roma
P.I. 13533931005

STABILIMENTO	PASSO 500mm	PROFILI CURVI	A9
COSTRUZIONE			
BLOCCO FF06	SCALA 1:40	data 31/03/2015 FOGLIO 2 / 7	

A3

Safyna S.r.l. Corso Trieste, 85 - 00198 Roma *P.I.* 13533931005	ELEMENTI DI TRACCIATURA E SAGOMATURA PER LAMIERA DI FASCIAME	STABILIMENTO .	E50 **SIMBOLO DI MAGGIORAZIONE:** lettera = livello taglio maggiorazione numero = mm di maggiorazione	MARCA 7000SN	PASSO 250	FOGLIO 3/3
	A11 scala 1:50 data 04/03/2015	COSTRUZIONE				
		BLOCCO PC07	21–45 **SIMBOLO TIPO SMUSSO** 1^ numero = 1 smusso sopra 21 smusso sotto 2^ numero = angolo di smusso			

Tipo di Controllo su Sezioni	Valore Max Consentito (mm)	Val. Max di Elab. (mm)	Messaggio di Controllo		
			OK	HIGH	VERY HIGH
Freccia	Pre: 25 – Def: 10	.			
Passo	Pre: 1000 – Def: 500	.			
Differenza	Pre: U=1%, V=1% Def: U=1%, V=2%–3<val<5	.	.		
Diff.F.Neutra	1/4Arco–1/2Arco	.	.		
Deformaz.Tot O.B.	val<0.2% – 0.2%<val<0.4%	.	.		
Deform.Locale O.B.	val<0.3% – 0.3%<val<0.6%	.	.		
Deformaz.Tot O.A.	val<0.2% – 0.2%<val<0.4%	.	.		
Deform.LocaleO.A.	val<0.3% – 0.3%<val<0.6%	.	.		

Plate: 7000SN
Minimum Strain: −0.0126%
Maximum Strain: 0.0015%
Minimum Length Difference: −1.1
Maximum Length Difference: 0.1
Throw: Port

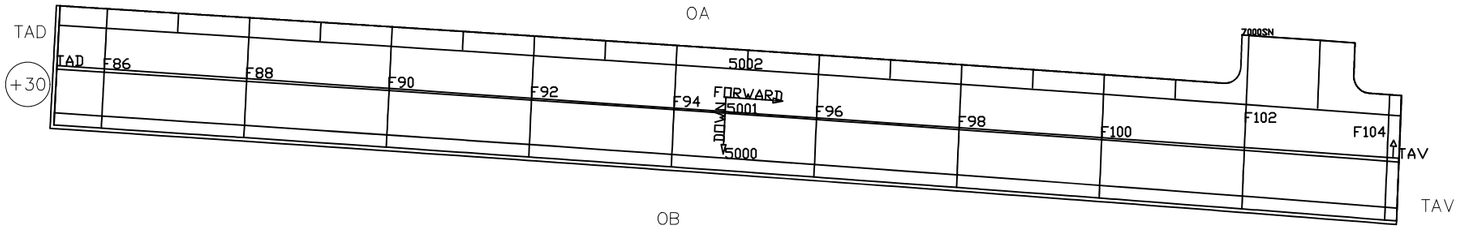

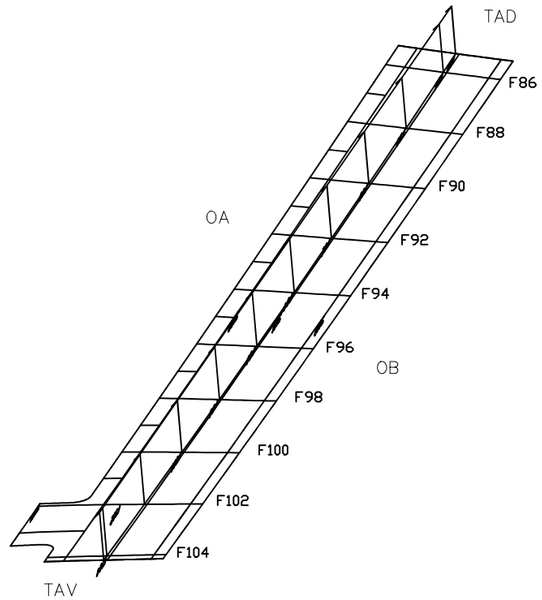

F007–7000_SN (7000_DN Simmetrica)

Lato Lamiera SN ☒ DS ☐

Dimensione minima Lamiera =

PESO= ... Kg

NOTE: Deformaz. Locale positiva Lamiera da Comprimere
Deformaz. Locale negativa Lamiera da Stirare

TAD
Sightline Height = 444.98
Template Backset = 2.30
Sightline Backset = 0.00
Bracket Angle =86.95 F

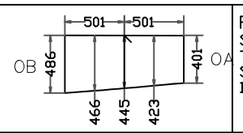

F86
Sightline Height = 452.39
Template Backset = 2.13
Sightline Backset = 7.40
Bracket Angle =86.89 F

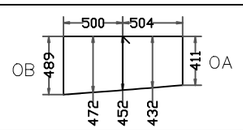

F88
Sightline Height = 471.63
Template Backset = 1.64
Sightline Backset = 26.59
Bracket Angle =86.71 F

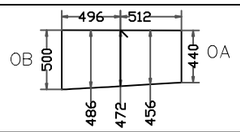

F90
Sightline Height = 486.21
Template Backset = 1.21
Sightline Backset = 41.13
Bracket Angle =86.52 F

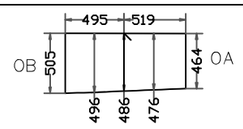

F92
Sightline Height = 496.01
Template Backset = 0.86
Sightline Backset = 50.90
Bracket Angle =86.27 F

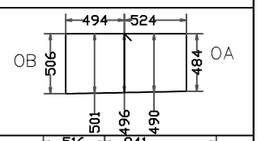

F94
Sightline Height = 500.84
Template Backset = 0.56
Sightline Backset = 55.73
Bracket Angle =86.06 F

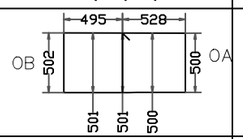

F96
Sightline Height = 500.53
Template Backset = 0.81
Sightline Backset = 55.41
Bracket Angle =85.85 F

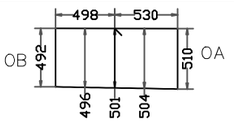

F98
Sightline Height = 495.00
Template Backset = 1.05
Sightline Backset = 49.90
Bracket Angle =85.63 F

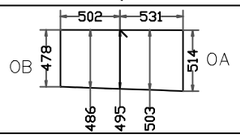

F100
Sightline Height = 484.24
Template Backset = 1.24
Sightline Backset = 39.16
Bracket Angle =85.41 F

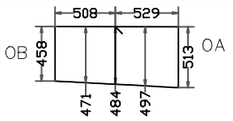

F102
Sightline Height = 468.22
Template Backset = 6.76
Sightline Backset = 23.19
Bracket Angle =85.19 F

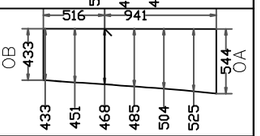

F104
Sightline Height = 446.92
Template Backset = 1.64
Sightline Backset = 1.94
Bracket Angle =84.96 F

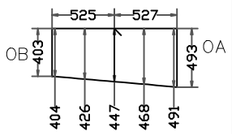

TAV
Sightline Height = 444.98
Template Backset = 1.64
Sightline Backset = 0.00
Bracket Angle =95.08 A

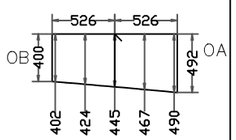

F006

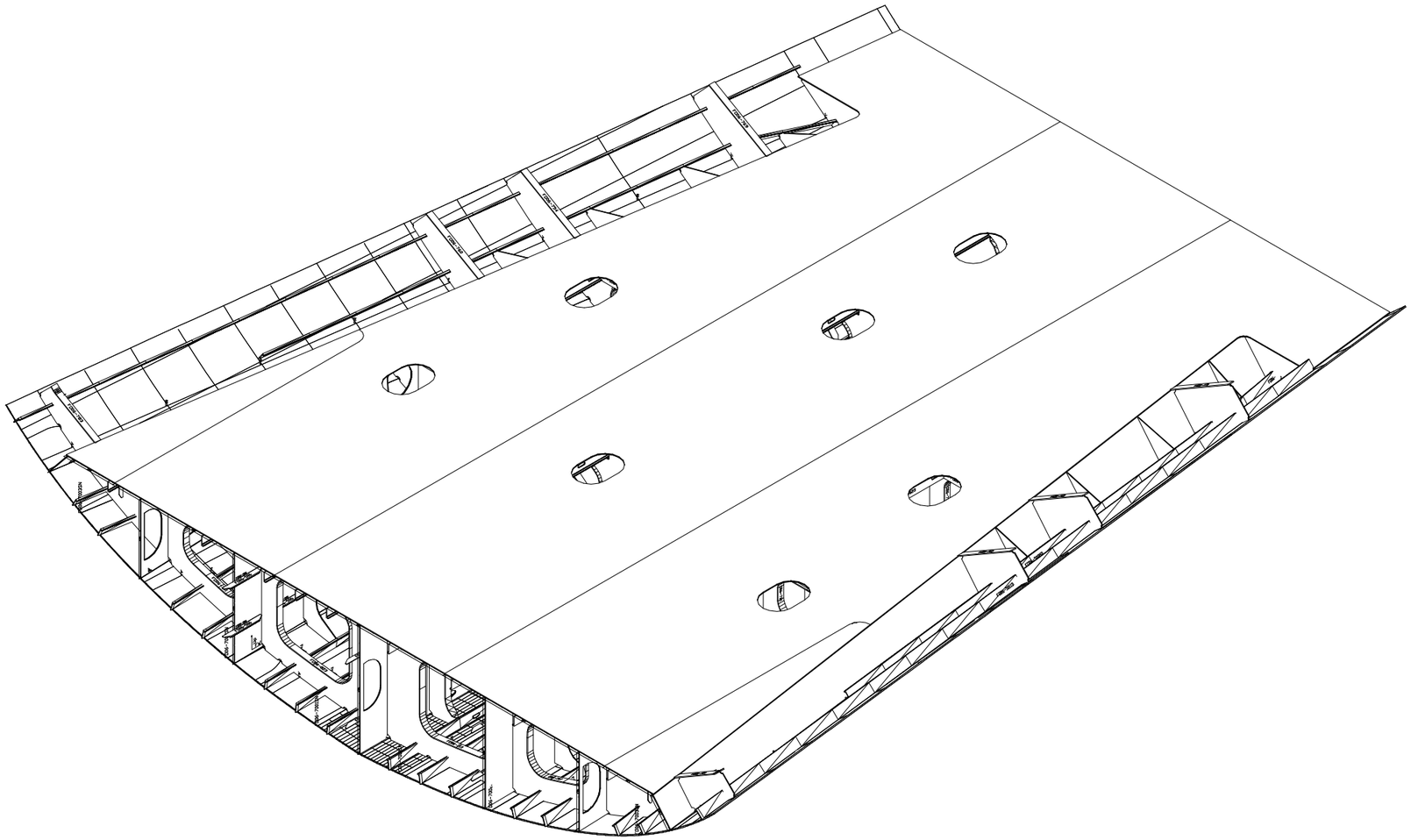

Bill of Material

Item	Part Name	Qty	Stock Name	Weight	Length
1	<A01>Long. Sec. in CL	1		1324 kg	
2	<A02>Long. Sec. 1800 STB	1		1236 kg	
3	<A03>Long. Sec. 1800 PTS	1		1236 kg	
4	<A04>Long. Sec. 3150 STB	1		310 kg	
5	<A05>Long. Sec. 3150 PTS	1		310 kg	
6	<A06>FR.86	1		741 kg	
7	<A07>FR.87	1		267 kg	
8	<A08>FR.88	1		677 kg	
9	<A09>FR.89	1		256 kg	
10	<A10>FR.90	1		651 kg	
11	<A11>FR.91	1		246 kg	
12	<A12>FR.92	1		616 kg	
13	<A13>FR.93	1		245 kg	
14	<A14>FR.94	1		915 kg	
15	<A15>FR.95	1		604 kg	
16	<A16>FR.96	1		635 kg	
17	<A17>FR.97	1		218 kg	
18	<A18>FR.98	1		548 kg	
19	<A19>FR.99	1		236 kg	
20	<A20>FR.100	1		587 kg	
21	<A21>FR.101	1		228 kg	
22	<A22>FR.102	1		766 kg	
23	<A23>FR.103	1		199 kg	
24	<A24>FR.104	1		512 kg	
25	<A25> FR.100+250	1		48 kg	
26	<A26>FR.103+300	1		41 kg	
27	<E01> Deck 1600 ABL	1		8057 kg	
28	<D01>SHELL	1		13204 kg	

Weight: 34915 kg

CG: 56601mm, 6mm, 983mm

SAFYNA
NAVAL ARCHITECTURE & MARINE ENGINEERING
Safyna S.r.l.
Corso Trieste, 85 - 00198 Roma
P.I. 13533931005

Cantiere	COSTR. -- - --	TIPO DISEGNO MONTAGGIO		
	BLOCCO FONDO AN_Ø6			
	SEZIONE FØØ6	FG. 29	REV. Ø	DATA 25/Ø2/2Ø15

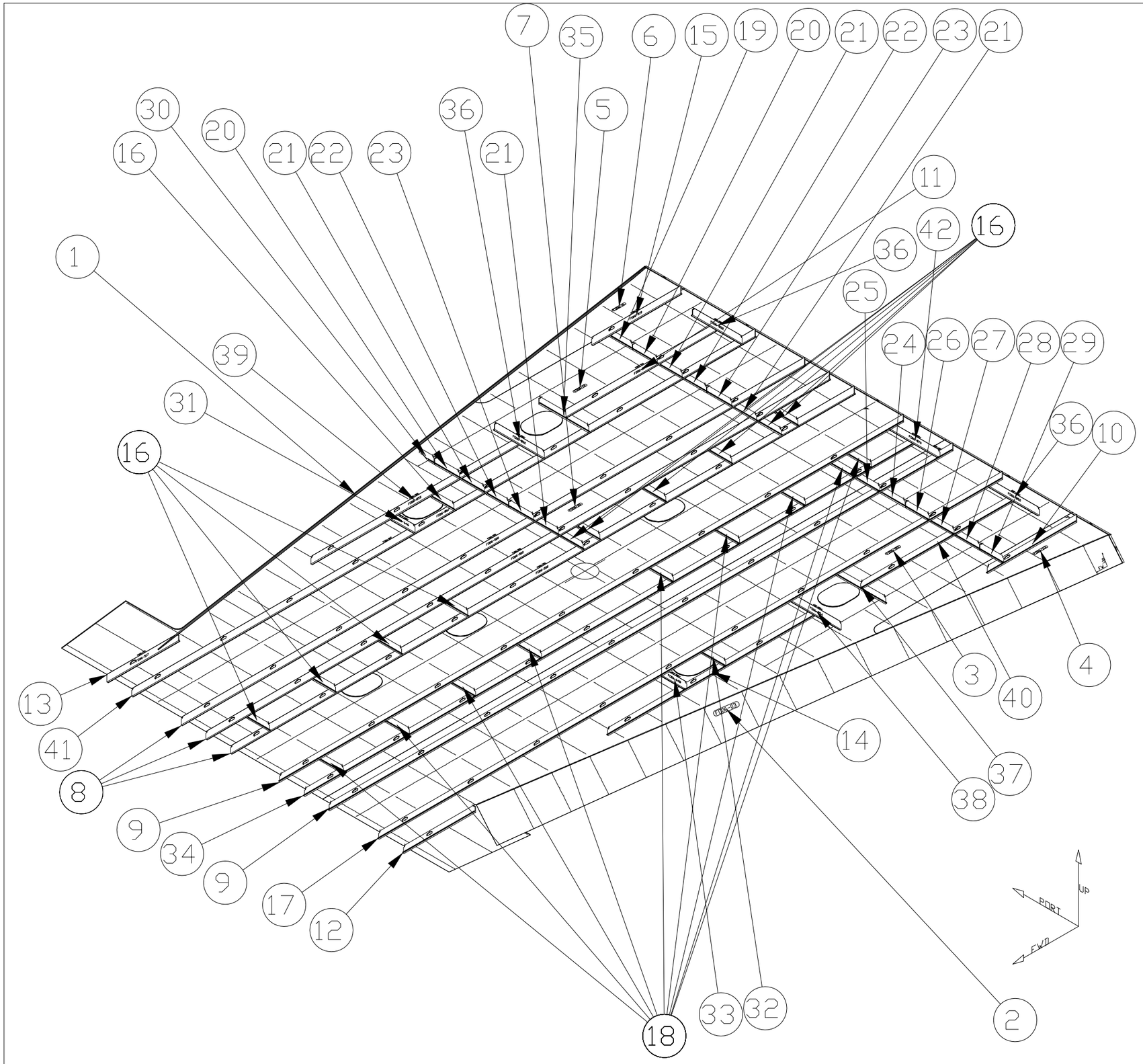

<E01> Deck 1600 ABL

Bill of Material

Item	Part Name	Qty	Stock Name	Weight (kg)	Length (mm)
1	02	1	PL10	387	N/A
2	03	1	PL10	387	N/A
3	105	1	PL10	1856	N/A
4	113	1	PL10	122	N/A
5	13	1	PL10	1856	N/A
6	16	1	PL10	122	N/A
7	20	1	PL10	2125	N/A
8	500	3	HP 120x08	102	11330
9	501	2	HP 120x08	102	11330
10	512	1	HP 120x08	15	1620
11	514	1	HP 120x08	25	2784
12	516	1	HP 120x08	12	1300
13	517	1	HP 120x08	12	1300
14	518	1	HP 120x08	34	3782
15	519	1	HP 120x08	15	1620
16	560	11	HP 120x08	4	442
17	623	1	HP 120x08	102	11330
18	624	9	HP 120x08	4	442
19	625	1	HP 120x08	4	431
20	626	2	HP 120x08	4	450
21	627	4	HP 120x08	4	442
22	633	2	HP 120x08	4	431
23	634	2	HP 120x08	4	450
24	635	1	HP 120x08	4	450
25	636	1	HP 120x08	4	442
26	637	1	HP 120x08	4	431
27	638	1	HP 120x08	4	442
28	639	1	HP 120x08	4	450
29	640	1	HP 120x08	4	431
30	645	1	HP 120x08	2	284
31	646	1	HP 120x08	4	442
32	647	1	HP 120x08	4	442
33	648	1	HP 120x08	4	442
34	683	1	HP 120x08	100	11092
35	851	1	HP 120x08	8	900
36	852	3	HP 120x08	8	900
37	853	1	HP 120x08	8	900
38	854	1	HP 120x08	8	900
39	855	1	HP 120x08	34	3782
40	856	1	HP 120x08	25	2784
41	867	1	HP 120x08	102	11330
42	870	1	HP 120x08	8	892

Weight: 8057kg

CG: 56507mm, 4mm, 1575mm

SAFYNA
NAVAL ARCHITECTURE & MARINE ENGINEERING
Safyna S.r.l.
Corso Trieste, 85 - 00198 Roma
P.I. 13533931005

Cantiere	COSTR.			TIPO DISEGNO MONTAGGIO
	BLOCCO FONDO AN_Ø6			
	SEZIONE FO_Ø6	FG. 27	REV.	DATA 24/2/2015

<D01>SHELL

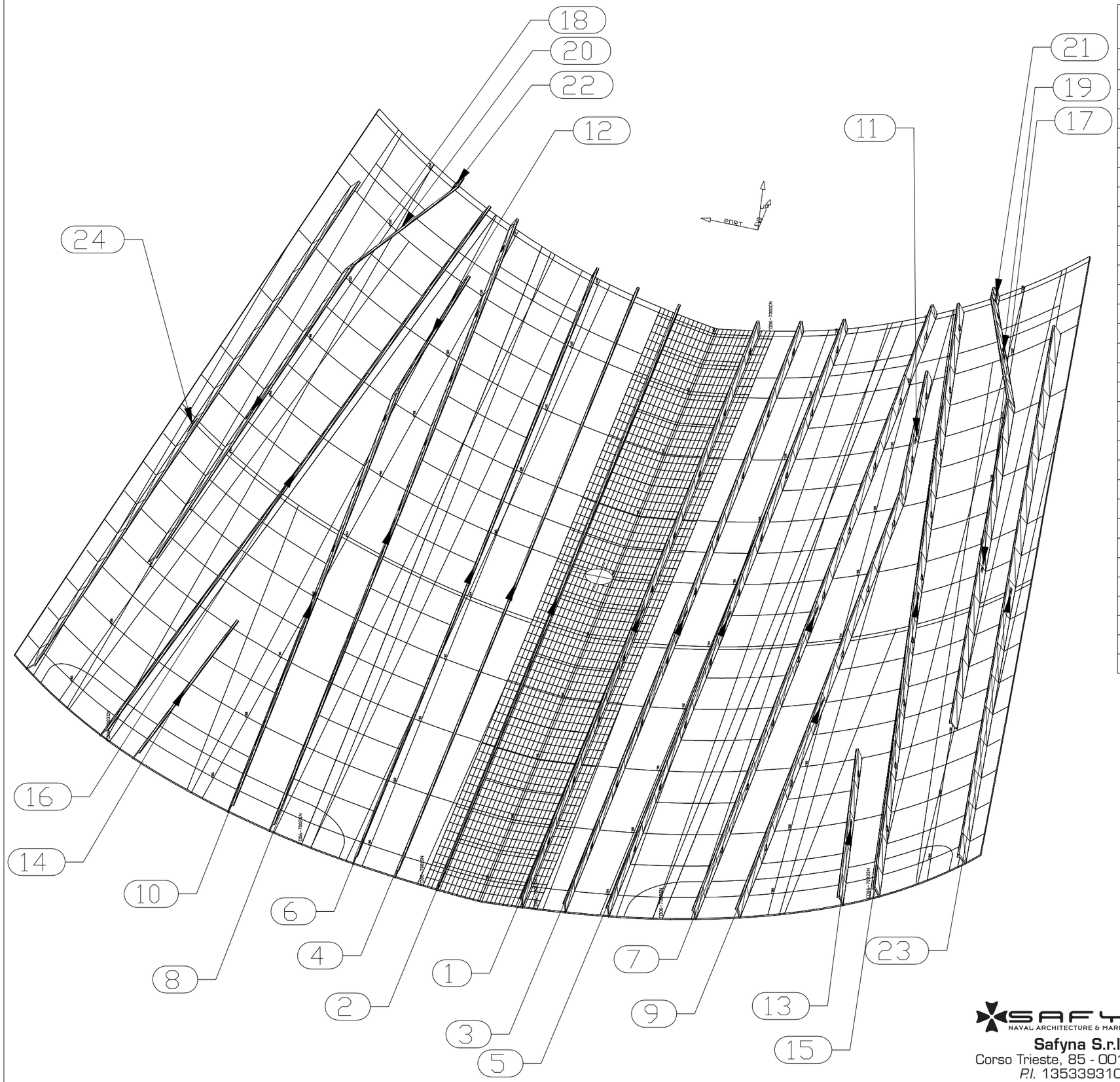

Bill of Material

Item	Part Name	Qty	Stock Name	Weight (kg)	Length (mm)
1	5000D	1	HP 120x08	101	11328
2	5000S	1	HP 120x08	103	11328
3	5001D	1	HP 120x08	101	11328
4	5001S	1	HP 120x08	104	11328
5	5002D	1	HP 120x08	101	11329
6	5002S	1	HP 120x08	104	11329
7	5003D	1	HP 120x08	100	11334
8	5003S	1	HP 120x08	104	11334
9	5004D	1	HP 120x08	68	7735
10	5004S	1	HP 120x08	71	7735
11	5005D	1	HP 120x08	21	2309
12	5005S	1	HP 120x08	21	2309
13	5006D	1	HP 120x08	26	2859
14	5006S	1	HP 120x08	26	2859
15	5007D	1	HP 120x08	102	11340
16	5007S	1	HP 120x08	102	11340
17	5008D	1	HP 120x08	56	6144
18	5008S	1	HP 120x08	57	6144
19	5009D	1	HP 120x08	22	2308
20	5009S	1	HP 120x08	20	2308
21	5010D	1	HP 120x08	2	200
22	5010S	1	HP 120x08	2	200
23	5011D	1	HP 120x08	93	10101
24	5011S	1	HP 120x08	93	10101
25	7000CN	1	PL14	1510	N/A
26	7001DN	1	PL14	1668	N/A
27	7001SN	1	PL14	1668	N/A
28	7002DN	1	PL14	1774	N/A
29	7002SN	1	PL14	1774	N/A
30	7003DN	1	PL12	1605	N/A
31	7003SN	1	PL12	1605	N/A

Weight: 13204kg

CG: 56591mm, 2mm, 631mm

SAFYNA
NAVAL ARCHITECTURE & MARINE ENGINEERING
Safyna S.r.l.
Corso Trieste, 85 - 00198 Roma
P.I. 13533931005

Cantiere	COSTR.			TIPO DISEGNO MONTAGGIO
	BLOCCO FONDO AN_Ø6			
	SEZIONE FO_Ø6	FG. 28	REV.	DATA 24/2/2015

<A04>Long. Sec. 3150 STB

Bill of Material

Item	Part Name	Qty	Stock Name	Weight (kg)	Length (mm)
1	59	1	PL11	271	N/A
2	643	14	HP 60x5	2	552
3	812	1	FB 80X10	4	713
4	874	1	FB 80X10	4	713
5	875	1	FB 80X10	4	613
6	876	1	FB 80X10	4	613

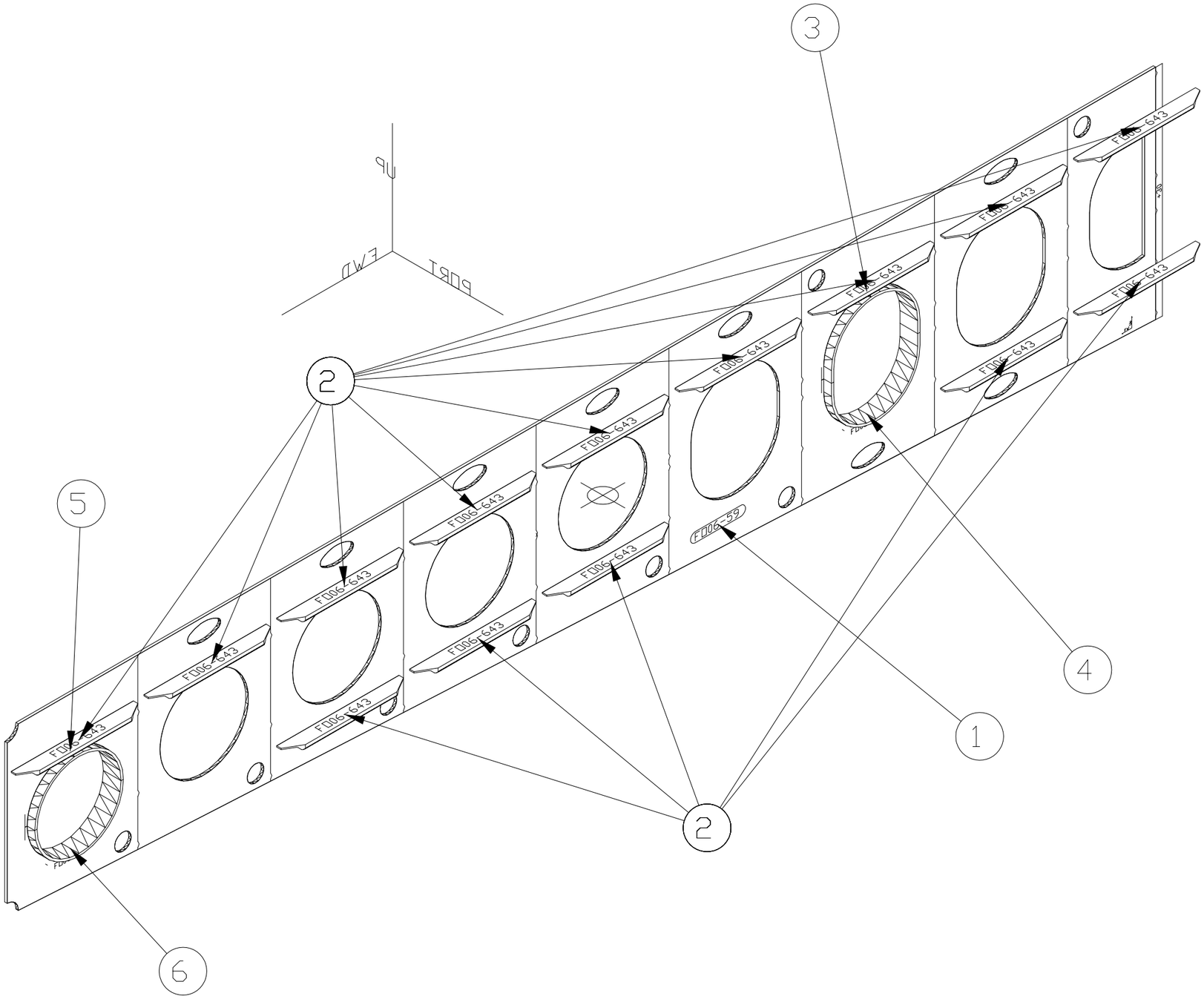

Weight: 310kg

CG: 53696mm, -3153mm, 1171mm

SAFYNA
NAVAL ARCHITECTURE & MARINE ENGINEERING
Safyna S.r.l.
Corso Trieste, 85 - 00198 Roma
P.I. 13533931005

Cantiere	COSTR.			TIPO DISEGNO MONTAGGIO
	BLOCCO FONDO AN_Ø6			
	SEZIONE FO_Ø6	FG. 4	REV.	DATA 24/2/2015

<A07>FR.87



Bill of Material

Item	Part Name	Qty	Stock Name	Weight (kg)	Length (mm)
1	117	1	PL08	10	N/A
2	60	1	PL08	29	N/A
3	62	1	PL08	22	N/A
4	63	1	PL08	20	N/A
5	64	1	PL08	17	N/A
6	65	1	PL08	15	N/A
7	66	1	PL08	10	N/A
8	68	1	PL08	29	N/A
9	69	1	PL08	22	N/A
10	70	1	PL08	20	N/A
11	71	1	PL08	17	N/A
12	72	1	PL08	15	N/A
13	757	1	FB 80X10	9	1454
14	761	1	FB 80X10	7	1123
15	762	1	FB 80X10	4	735
16	764	1	FB 80X10	9	1454
17	767	1	FB 80X10	7	1123
18	768	1	FB 80X10	4	735

Weight: 267kg

CG: 52196mm, 0mm, 990mm

SAFYNA NAVAL ARCHITECTURE & MARINE ENGINEERING

Safyna S.r.l.
Corso Trieste, 85 - 00198 Roma
P.I. 13533931005

Cantiere	COSTR.			TIPO DISEGNO MONTAGGIO
	BLOCCO FONDO AN_Ø6			
	SEZIONE FO_Ø6	FG. 7	REV.	DATA 24/2/2015

<A08>FR.88

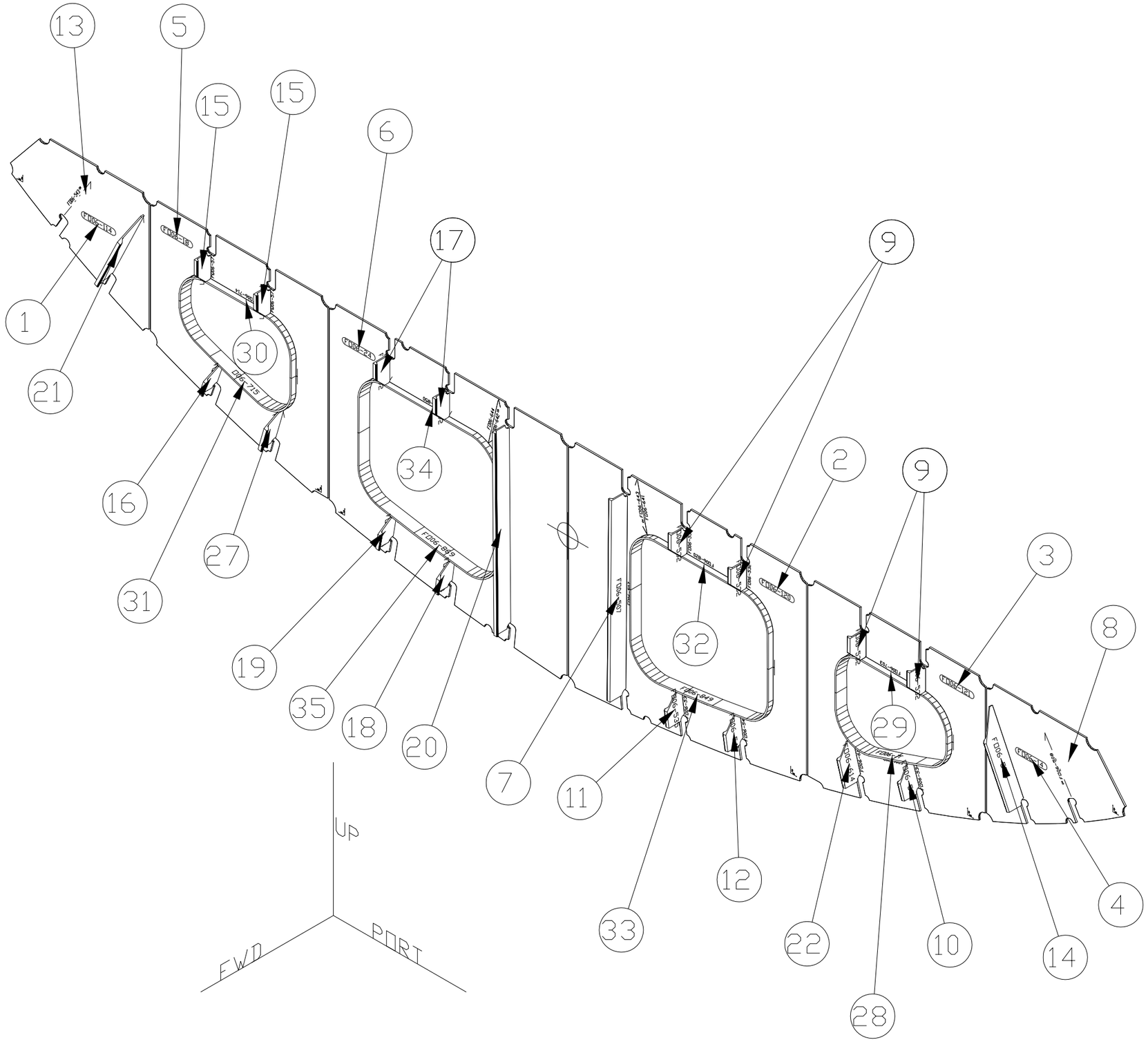

Bill of Material

Item	Part Name	Qty	Stock Name	Weight (kg)	Length (mm)
1	114	1	PL10	49	N/A
2	120	1	PL10	136	N/A
3	121	1	PL10	84	N/A
4	14	1	PL10	49	N/A
5	18	1	PL10	85	N/A
6	24	1	PL10	136	N/A
7	507	1	HP 120x08	12	1322
8	508	1	HP 120x08	4	405
9	532	4	HP 120x08	1	181
10	534	1	HP 120x08	1	180
11	535	1	HP 120x08	1	180
12	541	1	HP 120x08	1	181
13	543	1	HP 120x08	4	405
14	555	1	HP 120x08	4	572
15	577	2	HP 120x08	1	181
16	583	1	HP 120x08	1	180
17	592	2	HP 120x08	1	181
18	593	1	HP 120x08	1	180
19	594	1	HP 120x08	1	181
20	595	1	HP 120x08	12	1322
21	610	1	HP 120x08	4	572
22	614	1	HP 120x08	2	243
27	655	1	HP 120x08	2	243
28	702	1	FB 80X10	8	1211
29	703	1	FB 80X10	8	1204
30	714	1	FB 80X10	8	1204
31	715	1	FB 80X10	8	1211
32	820	1	FB 80X10	11	1692
33	849	1	FB 80X10	11	1799
34	850	1	FB 80X10	11	1692
35	869	1	FB 80X10	11	1799

Weight: 693kg

CG: 52941mm, -0mm, 979mm

SAFYNA
NAVAL ARCHITECTURE & MARINE ENGINEERING
Safyna S.r.l.
Corso Trieste, 85 - 00198 Roma
P.I. 13533931005

Cantiere	COSTR.			TIPO DISEGNO MONTAGGIO
	BLOCCO FONDO AN_Ø6			
	SEZIONE FO_Ø6	FG. 8	REV.	DATA 24/2/2015

<A22>FR.102

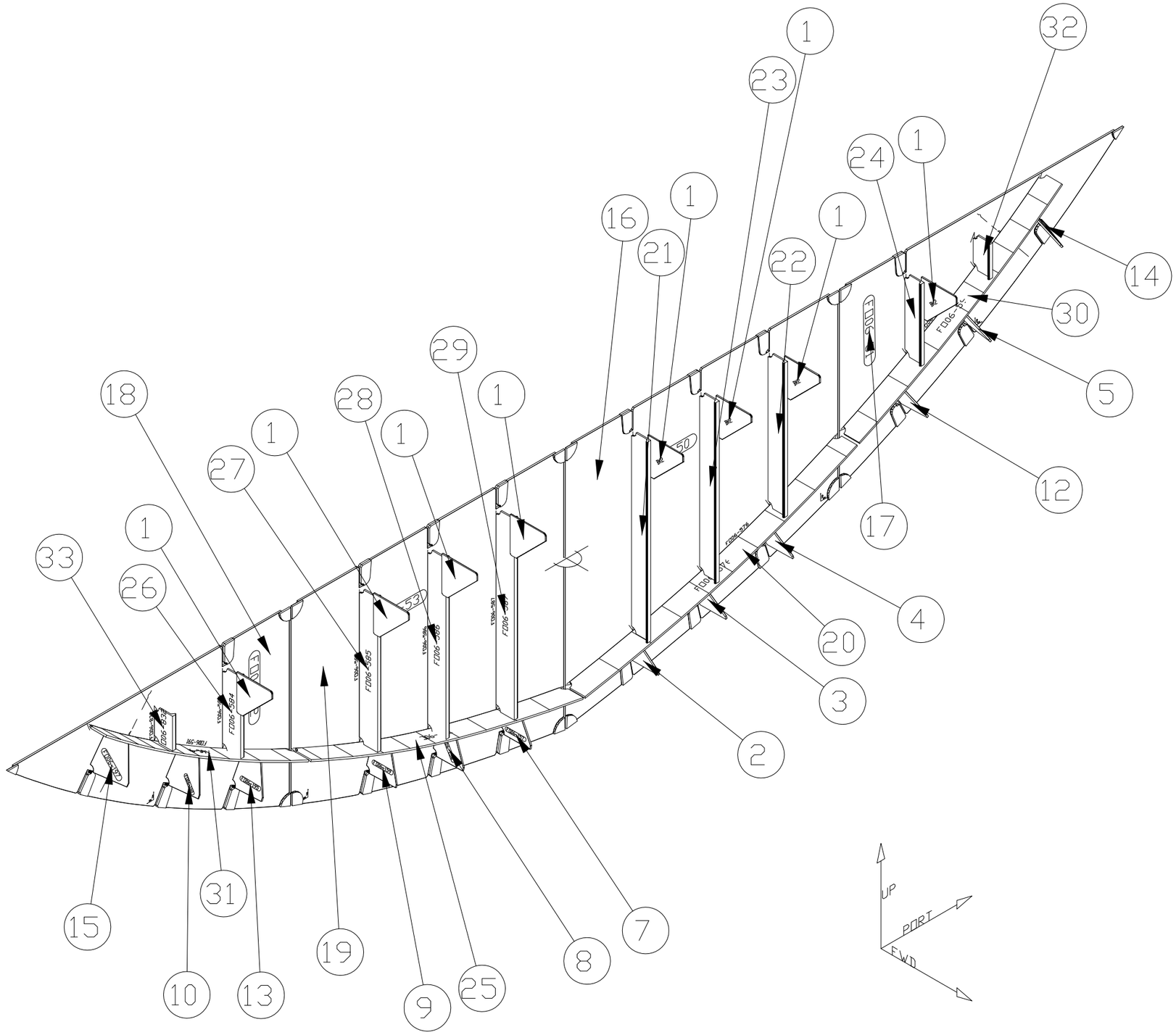

Bill of Material

Item	Part Name	Qty	Stock Name	Weight (kg)	Length (mm)
1	BK2	8	PL07	2	N/A
2	152	1	PL08	1	N/A
3	153	1	PL08	1	N/A
4	154	1	PL08	1	N/A
5	155	1	PL08	2	N/A
6	156	1	PL08	2	N/A
7	157	1	PL08	1	N/A
8	158	1	PL08	1	N/A
9	159	1	PL08	1	N/A
10	160	1	PL08	2	N/A
11	161	1	PL08	2	N/A
12	193	1	PL08	2	N/A
13	195	1	PL08	2	N/A
14	196	1	PL08	2	N/A
15	197	1	PL08	2	N/A
16	50	1	PL10	193	N/A
17	51	1	PL10	90	N/A
18	52	1	PL10	90	N/A
19	53	1	PL10	193	N/A
20	576	1	FB 130x10	19	1877
21	578	1	HP 120x08	10	1146
22	579	1	HP 120x08	8	881
23	580	1	HP 120x08	9	1032
24	581	1	HP 120x08	4	468
25	582	1	FB 130x10	19	1877
26	584	1	HP 120x08	4	468
27	585	1	HP 120x08	8	881
28	586	1	HP 120x08	9	1032
29	587	1	HP 120x08	10	1146
30	590	1	FB 130x10	16	1563
31	591	1	FB 130x10	16	1563
32	831	1	HP 120x08	2	198
33	832	1	HP 120x08	2	198
34	M120	20	PL20	1	N/A
35	R110	2	PL10	0	N/A
36	R40	2	PL10	0	N/A
37	R70	2	PL10	0	N/A
38	R80	2	PL10	0	N/A
39	R90	6	PL10	0	N/A

Weight: 766kg

CG: 61214mm, -0mm, 977mm

SAFYNA
NAVAL ARCHITECTURE & MARINE ENGINEERING
Safyna S.r.l.
Corso Trieste, 85 - 00198 Roma
P.I. 13533931005

Cantiere	COSTR.		TIPO DISEGNO MONTAGGIO	
	BLOCCO FONDO AN_Ø6			
	SEZIONE FO_Ø6	FG. 22	REV.	DATA 24/2/2015

FABBISOGNO PROFILI

Doc. **B2**

Cantiere: **Costr:** **Blocco: FO06**

		Dati	
Tipo	**Mat.**	**LUNG (mm)**	**Peso Tot (Kg)**
bulbo 120x08	AH36	385.803	3442
piatto 130x10	AH36	18.030	181
bulbo 60x5	AH36	77.327	222
piatto 50x8	AH36	2.000	6
piatto 60x5	AH36	4.318	10
piatto 80X10	AH36	165.405	1027
Totale		**652.883**	**4889**

Elenco pezzi nestati

Doc. **B3**

Cantiere: **Costr:** **Blocco FO06**

Doc A1 DWG	Spess.	Marca	Peso U (Kg)	Descr.	Sottoassieme	LAV.	SN	CN	DN
FO_06N007	7	**BK2**	1,91	BKT	<A22>Oss.102	-	**4**		**4**
FO_06N008	8	**1**	29,13	PLT	<A09>Oss.89	-			**1**
		100	18,87	PLT	<A15>Oss.95	-	**1**		
		101	1,31	PLT	<A14>Oss.94	-			**1**
		102	1,19	PLT	<A14>Oss.94	-			**1**
		103	1,09	PLT	<A14>Oss.94	-			**1**
		104	16,11	PLT	<A06>Oss.86	-	**1**		
		106	12,33	PLT	<A15>Oss.95	-	**1**		
		107	5,19	PLT	<A15>Oss.95	-	**1**		
		108	5,18	PLT	<A15>Oss.95	-			**1**
		109	12,33	PLT	<A15>Oss.95	-			**1**
		110	15,99	PLT	<A06>Oss.86	-			**1**
		116	12,71	PLT	<A11>Oss.91	-			**1**
		117	9,69	PLT	<A07>Oss.87	-	**1**		
		119	1,09	PLT	<A15>Oss.95	-	**1**		
		122	5,89	PLT	<A17>Oss.97	-	**1**		
		123	11,25	PLT	<A17>Oss.97	-	**1**		
		124	29,11	PLT	<A11>Oss.91	-	**1**		
		125	28,64	PLT	<A20>Oss.100	-	**1**		
		126	29,11	PLT	<A11>Oss.91	-			**1**
		127	28,9	PLT	<A21>Oss.101	-	**1**		
		128	21,24	PLT	<A17>Oss.97	-			**1**
		129	18,51	PLT	<A17>Oss.97	-			**1**
		130	11,25	PLT	<A17>Oss.97	-			**1**
		131	5,8	PLT	<A17>Oss.97	-			**1**
		132	6,62	PLT	<A19>Oss.99	-	**1**		
		133	13,77	PLT	<A19>Oss.99	-	**1**		
		134	18,67	PLT	<A19>Oss.99	-	**1**		
		135	20,89	PLT	<A19>Oss.99	-	**1**		
		136	29	PLT	<A19>Oss.99	-	**1**		
		137	29	PLT	<A19>Oss.99	-			**1**
		138	20,88	PLT	<A19>Oss.99	-			**1**
		139	18,67	PLT	<A19>Oss.99	-			**1**
		140	13,77	PLT	<A19>Oss.99	-			**1**

DISTINTA PEZZI

Doc. **B4**

Cantiere: **Costr:** **Blocco: FO06**

Sottoassieme	Marca	Descr.	Tipo. / Spess.	LAV.	Mat.	Peso U (Kg)	SN	CN	DN
<A01>Parame	521	STF	bulbo 60x5	-	AH36	1,58	28		
	680	STF	bulbo 60x5	-	AH36	1,44	1		
	681	STF	bulbo 60x5	-	AH36	1,5	1		
	682	STF	bulbo 60x5	-	AH36	1,67	1		
	4	PLT	11	-	AH36	1259,1		1	
	649	STF	bulbo 60x5	-	AH36	1,51	2		
	651	STF	bulbo 60x5	-	AH36	1,66	2		
	674	STF	bulbo 60x5	-	AH36	1,35	2		
	675	STF	bulbo 60x5	-	AH36	1,83	2		
	676	STF	bulbo 60x5	-	AH36	1,34	1		
	677	STF	bulbo 60x5	-	AH36	1,83	1		
<A02>Parame	511	STF	bulbo 60x5	-	AH36	1,58			27
	844	STF	bulbo 60x5	-	AH36	1,19			1
	845	STF	bulbo 60x5	-	AH36	1,58			8
	58	PLT	11	-	AH36	1179,06			1
<A03>Parame	506	STF	bulbo 60x5	-	AH36	1,58	27		
	540	STF	bulbo 60x5	-	AH36	1,58	8		
	846	STF	bulbo 60x5	-	AH36	1,19	1		
	5	PLT	11	-	AH36	1179,81	1		
<A04>Parame	812	STF	piatto 80X10	C	AH36	4,48			1
	59	PLT	11	-	AH36	271,2			1
	643	STF	bulbo 60x5	-	AH36	1,59			14
	874	STF	piatto 80X10	C	AH36	4,48			1
	875	STF	piatto 80X10	C	AH36	3,85			1
	876	STF	piatto 80X10	C	AH36	3,85			1
<A05>Parame	811	STF	piatto 80X10	C	AH36	3,85	1		

PESI E BARICENTRI

Doc. A17

Cantiere: **Costr:** **Blocco: FO06**

Sottoassieme	Peso Tot (Kg)	cgX	cgY	cgZ
<A14>Oss.94	914	56409	0	982
<A03>Paramezzale 180	1236	56543	1804	974
<A08>Oss.88	676	52800	0	965
<A02>Paramezzale 180	1236	56540	-1804	973
<A16>Oss.96	635	57601	0	1040
<A06>Oss.86	741	51600	1	1007
<A01>Paramezzale CN	1324	57064	1	800
<A10>Oss.90	651	54000	0	968
<A12>Oss.92	616	55201	0	964
<A15>Oss.95	604	57008	0	882
<A18>Oss.98	548	58799	0	967
<A20>Oss.100	587	60001	0	1055
<A22>Oss.102	766	61214	0	977
<A24>Oss.104	512	62402	0	1002
<A04>Paramezzale 315	310	53696	-3153	1171
<A05>Paramezzale 315	310	53696	3153	1171
<A09>Oss.89	256	53396	0	967
<A25> OSS.100+250	48	60246	1738	1442
<A26>OSS.103+300	41	62096	1558	1448
<A17>Oss.97	218	58178	2	984
<A07>Oss.87	267	52196	0	990
<A11>Oss.91	246	54580	0	952
<A13>Oss.93	245	55796	0	974
<A21>Oss.101	228	60613	0	1016
<A19>Oss.99	236	59396	0	1024
<A23>Oss.103	199	61796	0	1003
<E01> Deck 1600 ABL	8057	56507	4	1575
<D01>Fasciame	13204	56591	2	631
Totale	**34915**	**56601**	**6**	**983**

PESI MATERIALE TAGLIATO

Cantiere: **Costr:** **Blocco: FO06**

Spessore	Mat.	Total
8	AH36	1872
10	AH36	12305
11	AH36	4160
14	AH36	8393
12	AH36	3211
Totale		**29942**

D.B./TANK TOP AT 1600

LONGITUDINALS ⌈120X8 SPACING 450 mm (UNLESS OTHERWISE INDICATED)

<E01>

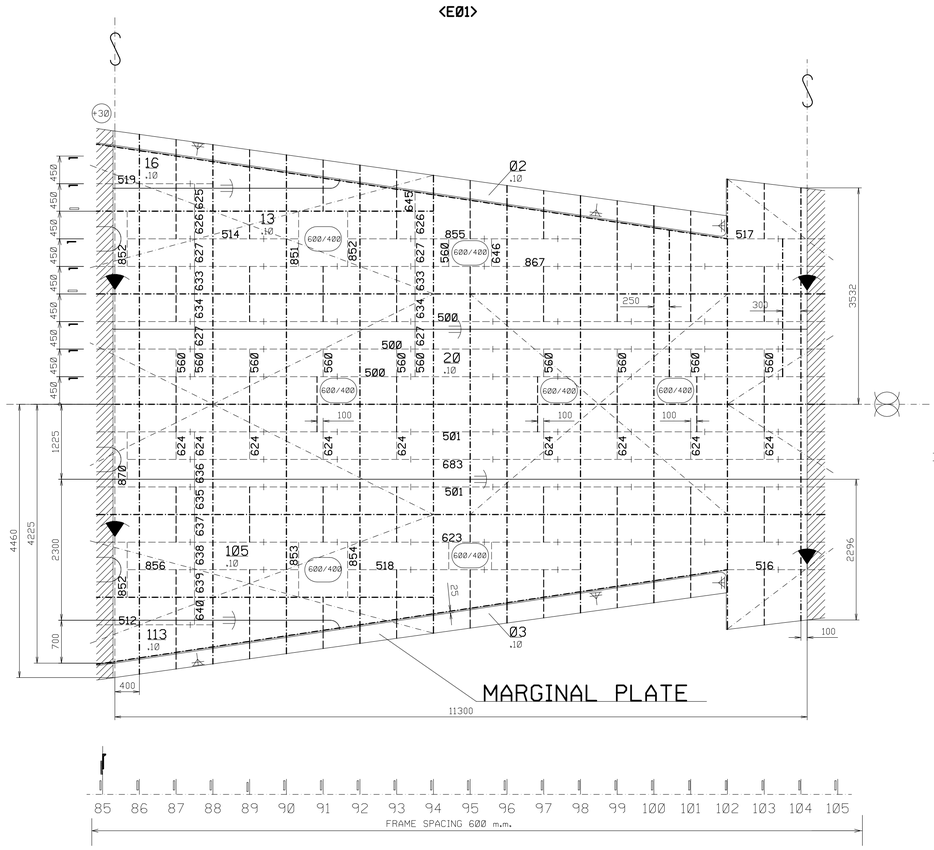

LONGIT. SECT. IN C.L.

STIF.⌈ 60X5 (UNLESS OTHERWISE INDICATED)

<A01>

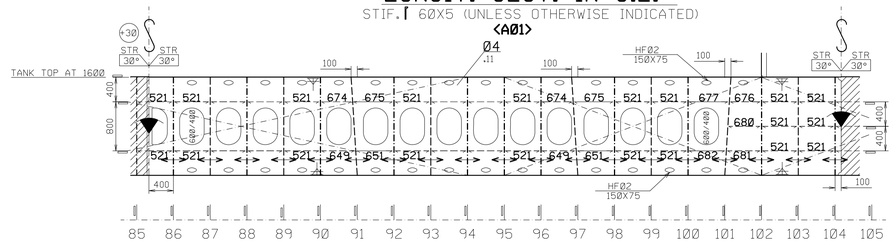

LONG. SECT. AT 1800 C.L

DRAWN PTS SYMM. STB

STIF.⌈ 60X5 (UNLESS OTHERWISE INDICATED)

<A03>

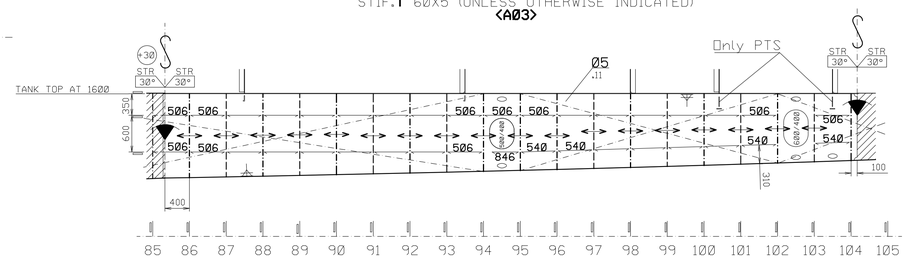

PTS	
05	1
506	27
846	1
540	8

STB		<A02>
58	1	.11
511	27	HP 60x5
844	1	HP 60x5
845	8	HP 60x5

LONG. SECT. AT 3150 C.L

DRAWN PTS SYMM. STB

STIF. ⌈60X5 (UNLESS OTHERWISE INDICATED)

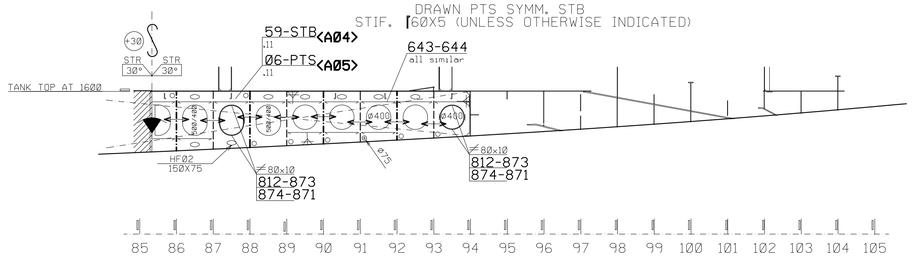

FR.87

<A07>

PTS	STB
117	66
68	60
69	62
70	63
71	64
72	65
764	757
767	761
768	762

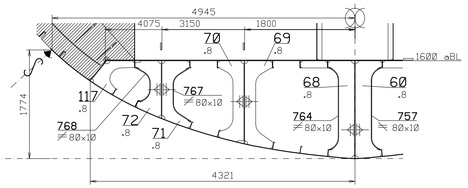

FR.89

<A09>

PTS	STB
76	73
174	176
187	173
77	61
78	21
79	01
777	708
776	709
775	710

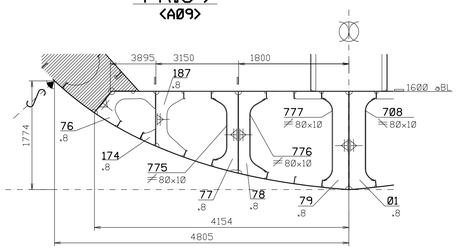

FR.91

<A11>

PTS	STB
84	91
169	170
168	116
82	23
81	67
124	126
780	772
779	773
778	782

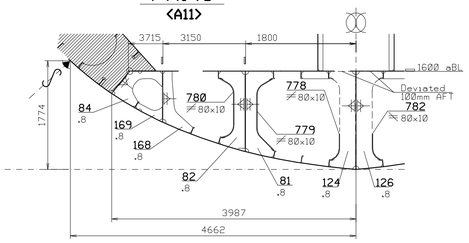

FR.93

<A13>

PTS	STB
85	183
182	184
98	200
92	97
93	96
94	95
788	792
787	791
786	790

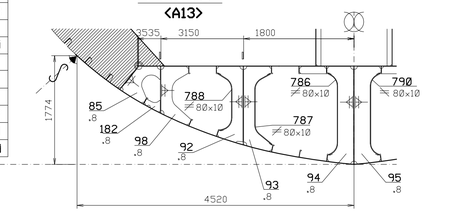

FR.100+250

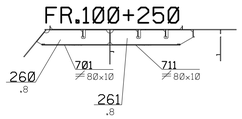

FR.103+300

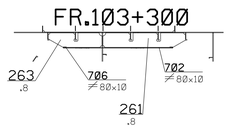

SHELL

LONGITUDINALS ⌈120X8 SPACING 450 mm (UNLESS OTHERWISE INDICATED)

DRAWN PTS SYMM. STB

<D01>

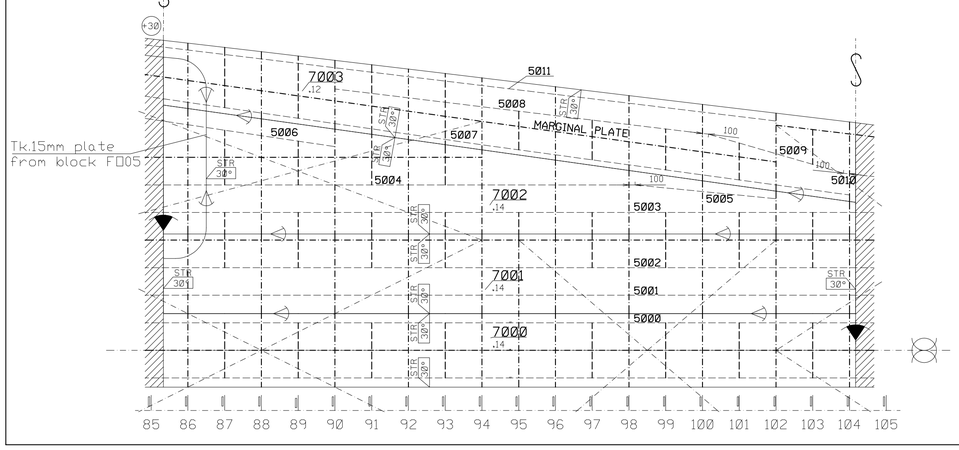

LONG. SECT. 450 from CL

DRAWN STB SYMM. PTS

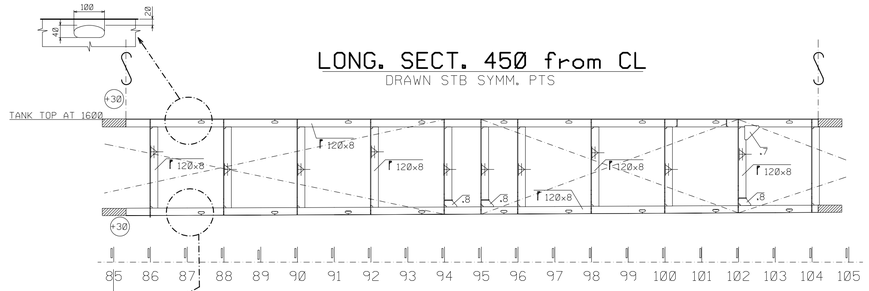

LONG. SECT. 900 from CL

DRAWN STB SYMM. PTS

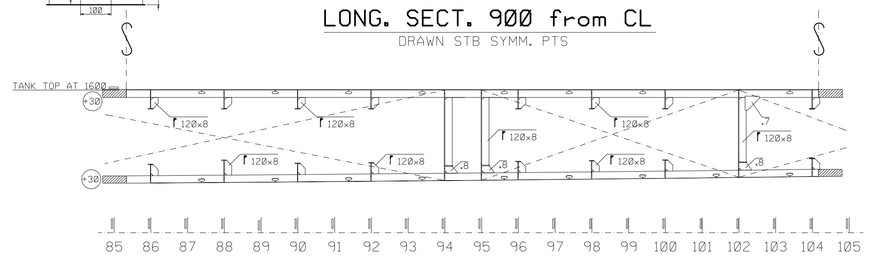

PESO BLOCCO COMPLETO: 34915 Kg
BARICENTRO DA OSS. 0 :
X= 56601 mm
Y= 6 mm
Z= 983 mm

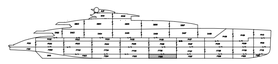

MATERIALI :

Scafo — Acc. Grado 'S' ad Alta Resistenza tipo AH36;

Aggior. Update	Data / Date	Descrizione aggiornamento / Updating Description	Drawn by	Checked by	Approved by

Benetti
Via Michele Coppino,104-65049 VIAREGGIO (LU) Italy
Tel. +39-0584-3821 Fax +39-0584-396232

Proprietarie di AZIMUT-BENETTI s.p.a.
Senza autorizzazione scritta della stessa il presente disegno non potra' essere utilizzato per la costruzione dell'oggetto rappresentato nè verrà comunicato a terzi o riprodotto anche parzialmente. La società' proprietaria tutela i propri diritti a termini di legge.
All proprietary rights reserved by AZIMUT-BENETTI s.p.a.
This drawing shall not be reproduced also partially or in any way utilized for the manufacture of the component or unit herein illustrated and must not be released to other parties without written consent. Any infringement will be legally pursued

A1

Scala/Scale: 1:50	Approvazione Registro/Rule Approval: LLOYD'S REGISTER OF SHIPPING	Drawn by: Ing. Boffa	Name
Designazione/Designation: Motor Yacht 107 mt		Checked by: SHIP DESIGN	
STRUTTURA BLOCCO FO_06		Approved by:	
		Department: TEC-SCA	

Commessa/Construction	Disegno/Drawing Nr	Aggiornamento/Update	Foglio/Sheet	File name	Data/Date
FB27	277-1004	0	1/2	FO_060277.DGN	24-02-2015

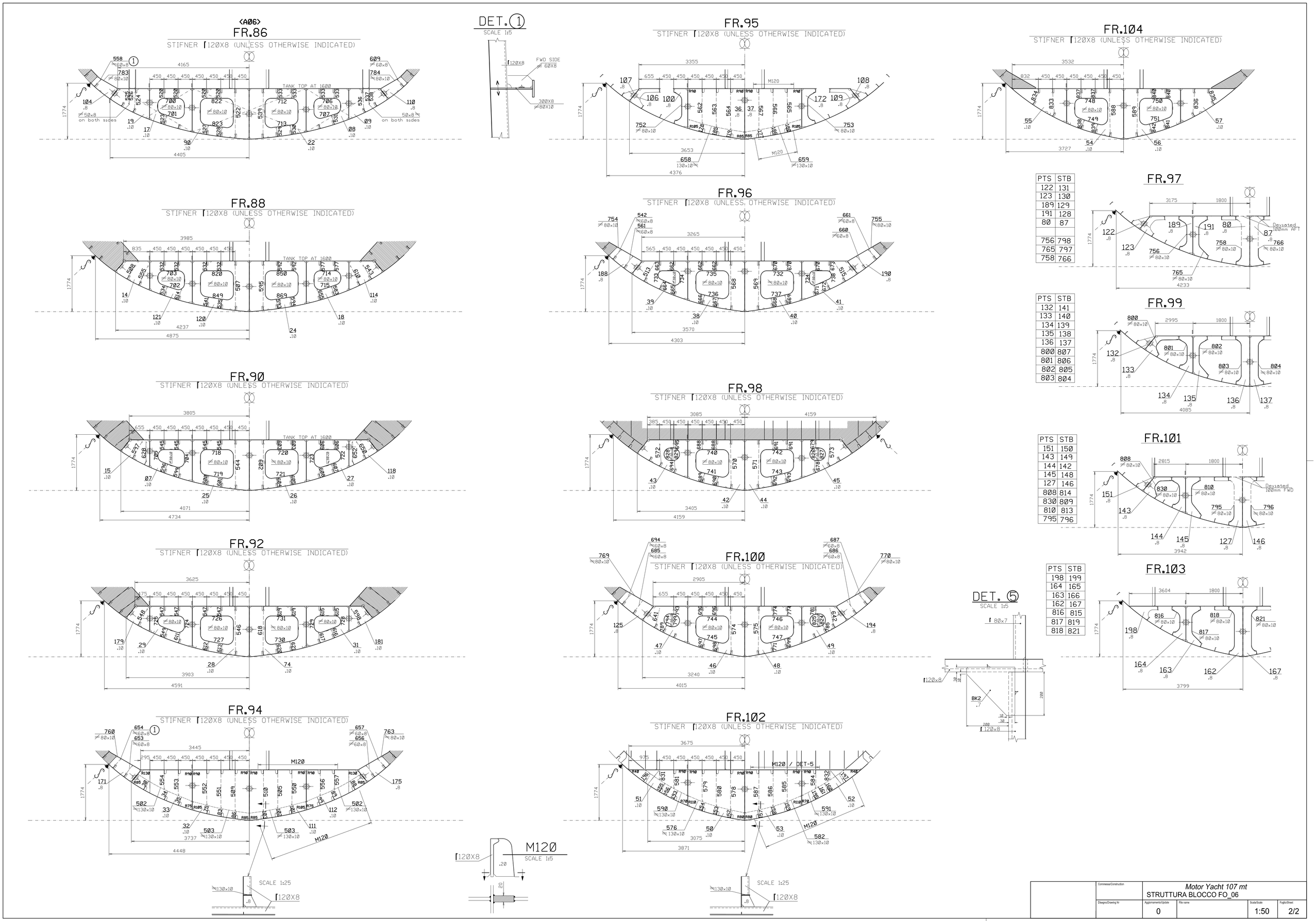

PTS	STB
122	131
123	130
189	129
191	128
80	87
756	798
765	797
758	766

PTS	STB
132	141
133	140
134	139
135	138
136	137
800	807
801	806
802	805
803	804

PTS	STB
151	150
143	149
144	142
145	148
127	146
808	814
830	809
810	813
795	796

PTS	STB
198	199
164	165
163	166
162	167
816	815
817	819
818	821

Commessa/Construction	Motor Yacht 107 mt STRUTTURA BLOCCO FO_06			
Disegno/Drawing Nr	Aggiornamento/Update	File name	Scala/Scale	Foglio/Sheet
	0		1:50	2/2



DECK 2900 aBL
Looking Down

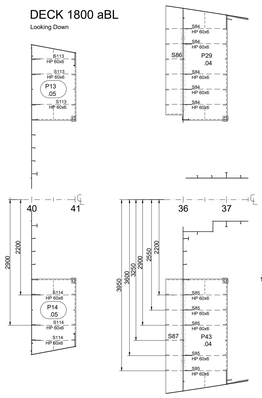

DECK 1800 aBL
Looking Down

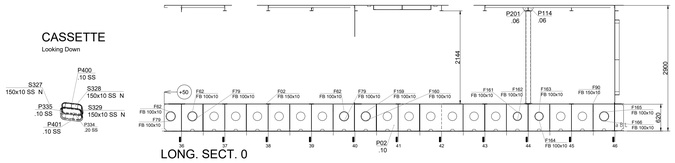

DECK 2150 aBL
Looking Down

CASSETTE
Looking Down

LONG. SECT. 0
Looking Port

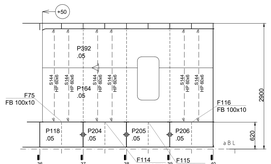

LONG. SECT. 500 PS
Looking Port

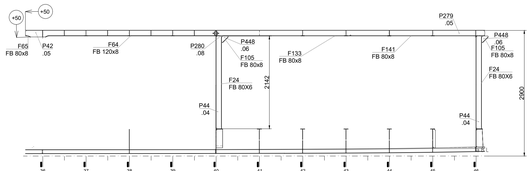

LONG. SECT. 600 PS
Looking Port

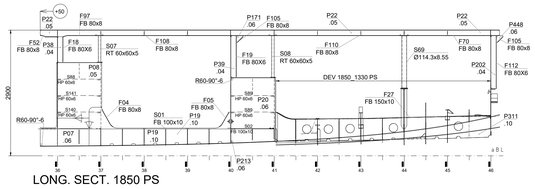

LONG. SECT. 1850 PS
Looking Port

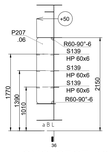

LONG. SECT. 1975 PS
Looking Port

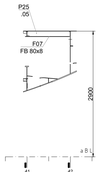

LONG. SECT. 3250 PS
Looking Port

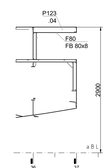

LONG. SECT. 3600 PS
Looking Port

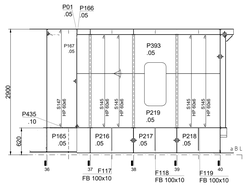

LONG. SECT. 500 SB
Looking Port

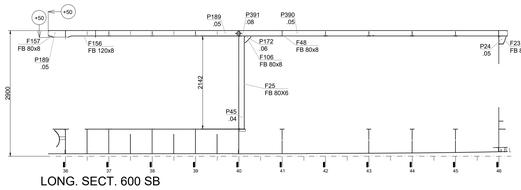

LONG. SECT. 600 SB
Looking Port

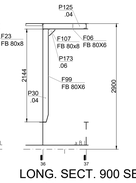

LONG. SECT. 900 SB
Looking Port

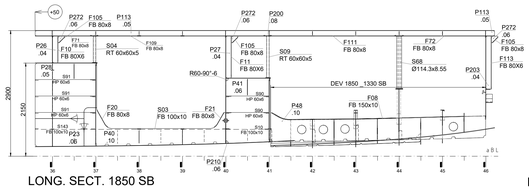

LONG. SECT. 1850 SB
Looking Port

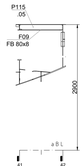

LONG. SECT. 3250 SB
Looking Port

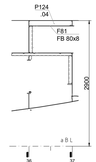

LONG. SECT. 3600 SB
Looking Port

SHELL EXPANSION



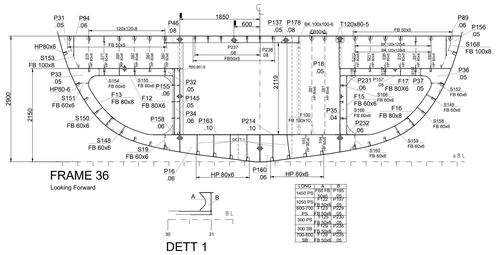

FRAME 36
Looking Forward

DETT 1
Looking Port

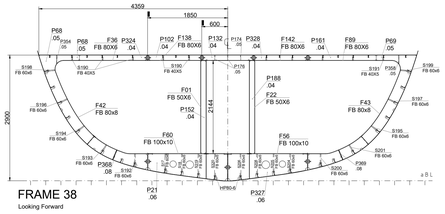

FRAME 38
Looking Forward

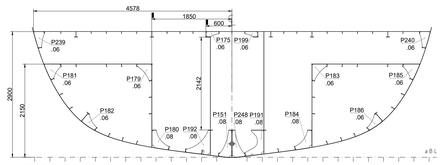

FR 36+500
Looking Forward

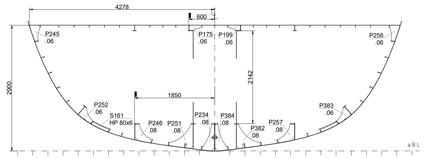

FR 38+500
Looking Forward

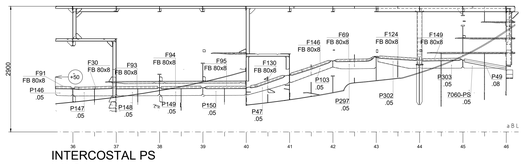

INTERCOSTAL PS
Looking Port

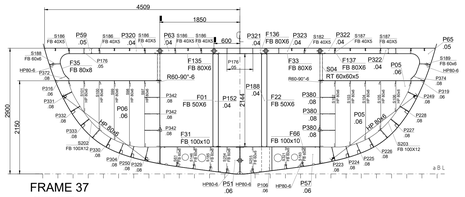

FRAME 37
Looking Forward

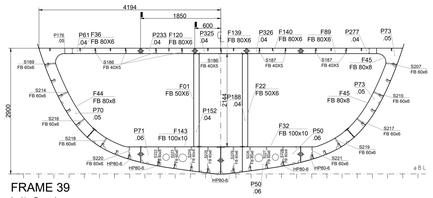

FRAME 39
Looking Forward



INTERCOSTAL SB
Looking Port



FR 37+500
Looking Forward

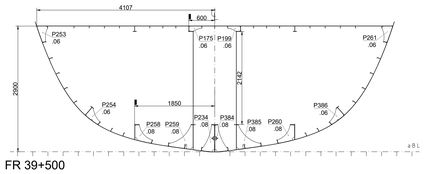

FR 39+500
Looking Forward

PESO e BARICENTRO da OSS. 0		VERIFICARE DETTAGLI CON I DISEGNI SPECIFICI	
		DESCRIZIONE	N° DISEGNO
$X_{(mm)}$	40271	PIANO DEI PUNTELLI (i puntelli NON vanno saldati)	1023
$Y_{(mm)}$	-7	PIANO DELLE FINESTRATURE (NON saldare zona finestrature)	2405
$Z_{(mm)}$	1630	PIANO DELLE PORTE (tagli porte preliminari)	8003
Peso (Kg)	34227	PIANO DEGLI OBLO' (aperture come da disegno)	2400

-TIPOLOGIA MATERIALE:
SCAFO: ACCIAIO GRADO S QUALITA' AH36
SOVRASTRUTTURA: LL
ECCETTO DIVERSAMENTE INDICATO

-PER DIMENSIONAMENTO SALDATURE
VEDERE LIB-1009 ACCIAIO, LIB-1019 LL

PREFABBRICAZIONE SCAFO

Rev./Upd.	Data/Date	Descrizione Aggiornamento/Update Description	Drawn by	Checked by	Appr. by	Appr. by	Appr. by
-	-	-	-	-	-	-	-
-	-	-	-	-	-	-	-
02	04/03/2024	Mod.graf.-agg. plate P457-P458-P425-P433	Safyna	N.V.	I.R.	C.M.	C.M.
01	05/02/2024	INSERIMENTO SHELL EXPANSION	Safyna	N.V.	I.R.	C.M.	C.M.

AZIMUT | BENETTI GROUP
Via Michele Coppola 154-55049 VIAREGGIO (LU) Italy
Tel. +39-0584-3801 Fax +39-0584-396232

Proprietà di AZIMUT-BENETTI s.p.a. Senza autorizzazione scritta della stessa il presente disegno non potrà essere utilizzato per la costruzione dell'oggetto rappresentato ne verrà comunicato a terzi o riprodotto anche parzialmente. La società' proprietaria tutela i propri diritti a norme di legge.
All proprietary rights reserved by AZIMUT-BENETTI s.p.a. This drawing shall not be reproduced also partially or in any way communicated to third parties if it is not herein illustrated and must not be released to other parties without written consent. Any infringement will be legally pursued.

A0

Scale/Scala: 1 : 50
Approvazione Registro/Class Approval: LLOYD Register
Designazione/Description: BLOCCO FO_05 / BLOCK FO_05

	Name/Name
Disegnato dal/Drawn by	SAFYNA
Verificato dal/Checked by	NEDEVA V.
Approvato dal/Approved by	IAVARONE R.
Approvato dal/Approved by	CALDI M.
Pubblicato dal/Published by	COIATELLI M.

Commessa/Construction	Disegno/Drawing Nr	Aggiornamento/Update	Foglio/Sheet	File name	Data/Date
FB286	286-1055	01	1 / 3	286-1055.dwg	27/12/2023

A4

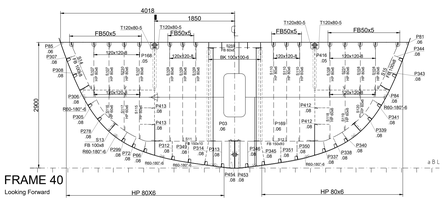

FRAME 40
Looking Forward

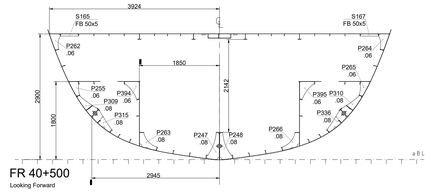

FR 40+500
Looking Forward

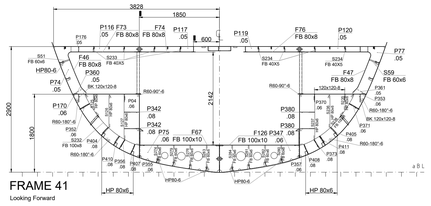

FRAME 41
Looking Forward

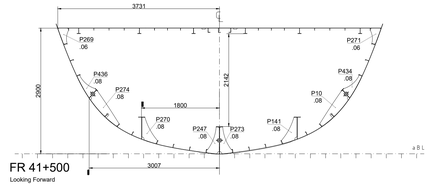

FR 41+500
Looking Forward

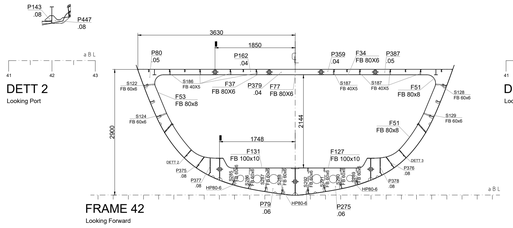

FRAME 42
Looking Forward

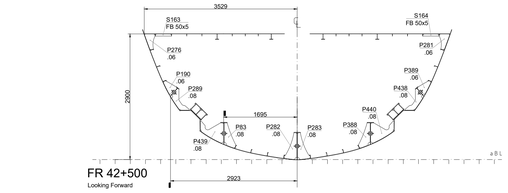

FR 42+500
Looking Forward

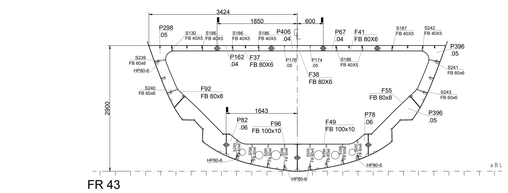

FR 43
Looking Forward

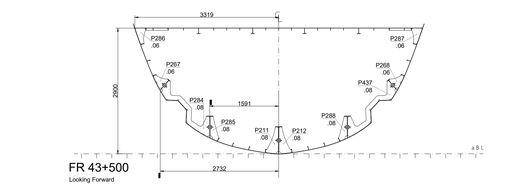

FR 43+500
Looking Forward

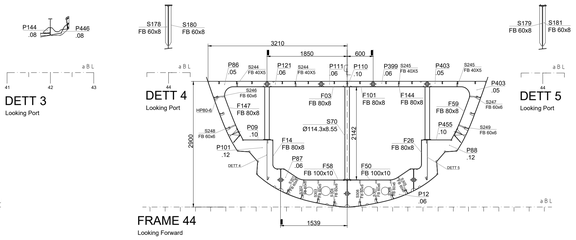

FRAME 44
Looking Forward

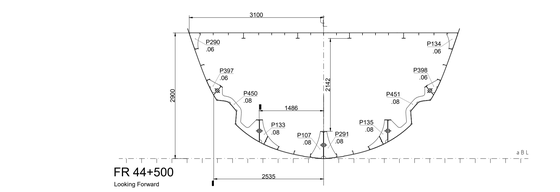

FR 44+500
Looking Forward

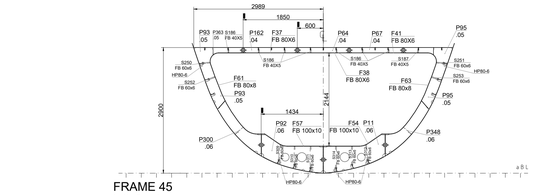

FRAME 45
Looking Forward

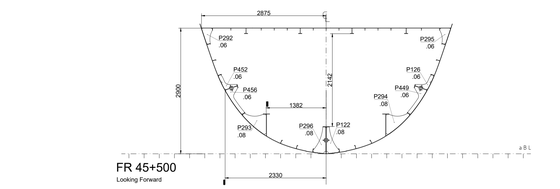

FR 45+500
Looking Forward

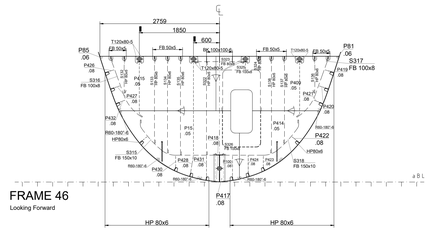

FRAME 46
Looking Forward

AZIMUT | BENETTI GROUP	Commessa/Construction FB286	Designazione/Designation STRUTTURA BLOCCO FO_05			A0
	Disegno/Drawing Nr 286-1055	Aggiornamento/Update 01	File name 286-1055.DWG	Scala/Scale 1:50	Foglio/Sheet 2/3

DECK 2900 aBL

Looking Down

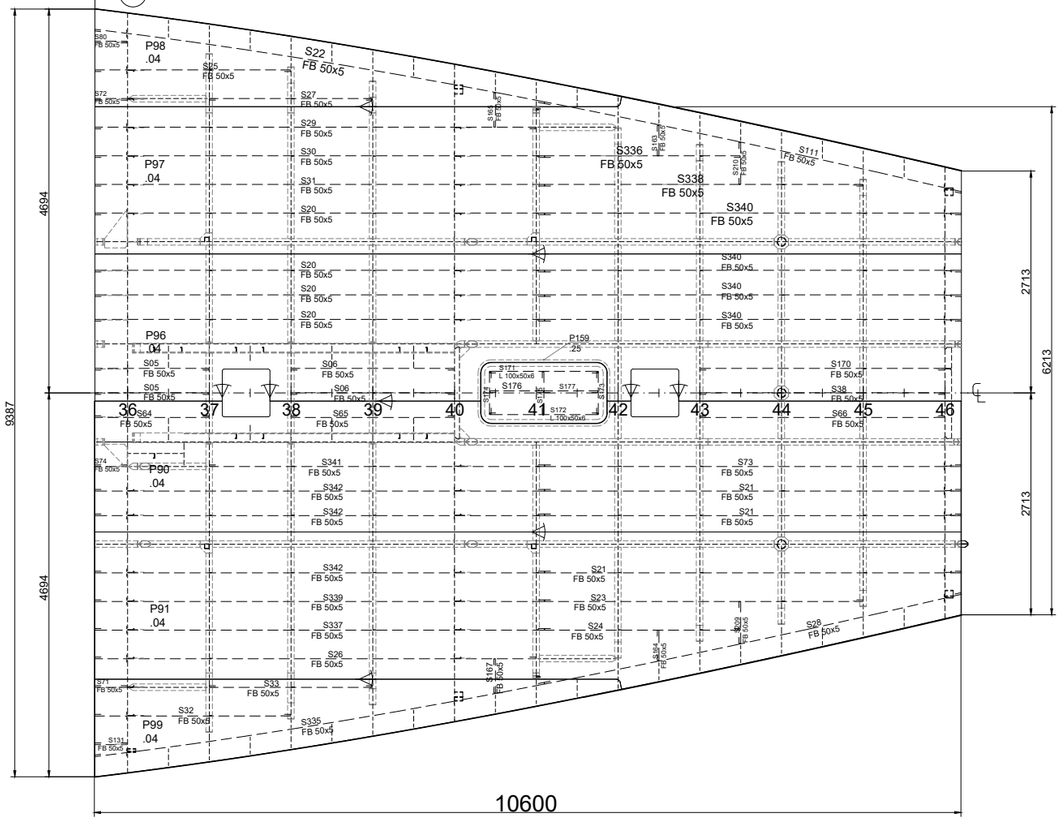

TESTATA AD

Looking Forward

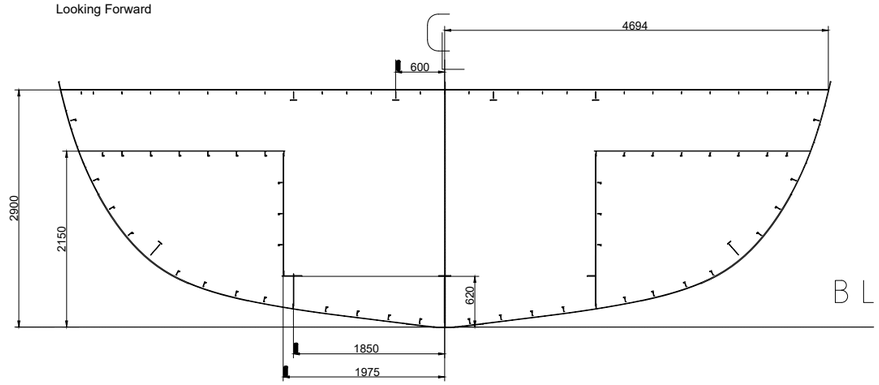

TESTATA AV

Looking Forward

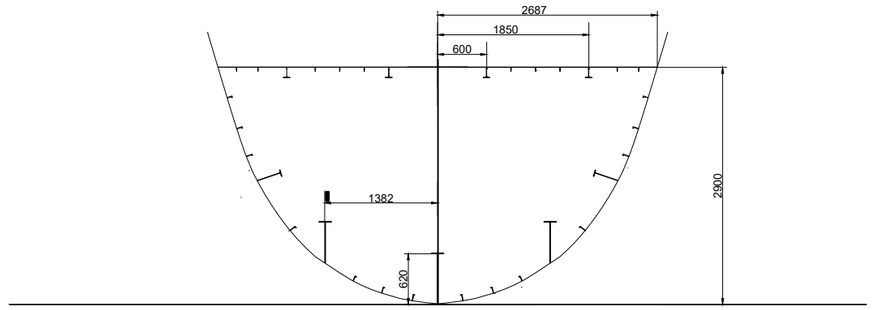

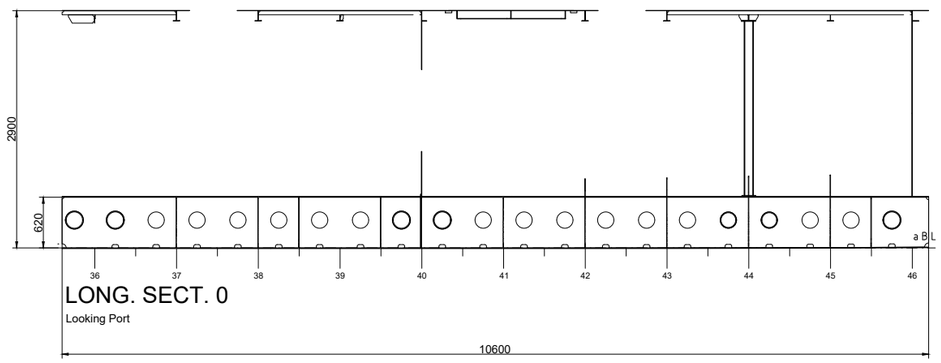

LONG. SECT. 0

Looking Port

Rev./Upd.	Data/Date	Descrizione Aggiornamento/Update Description	Drawn by	Checked by	Appr. by	Appr. by	Appr. by
-	-	-	-	-	-	-	-
-	-	-	-	-	-	-	-
-	-	-	-	-	-	-	-
-	-	-	-	-	-	-	-

AZIMUT | BENETTI GROUP
Via Michele Coppino,104-55049 VIAREGGIO (LU) Italy
Tel. +39-0584-3821 Fax +39-0584-396232

Proprieta' di AZIMUT-BENETTI s.p.a. Senza autorizzazione scritta della stessa il presente disegno non potra' essere utilizzato per la costruzione dell'oggetto rappresentato ne venire comunicato a terzi o riprodotto anche parzialmente. La societa' proprietaria tutela i propri diritti a rigore di legge.

All proprietary rights reserved by AZIMUT-BENETTI s.p.a. This drawing shall not be reproduced also partially or in any way utilized for the manufacture of the component or unit herein illustrated and must not be released to other parties without written consent. Any infringement will be legally pursued

A3

Scala/Scale: 1 / 75

Approvazione Registro/Class Approval: LLOYD Register

	Nome/Name
Disegnato da/ Drawn by	SAFYNA
Verificato da/ Checked by	NEDEVA V.
Approvato da/ Approved by	IAVARONE R.
Approvato da/ Approved by	CALDI M.
Pubblicato da/ Published by	COIATELLI M.

Designazione/Designation

CONTROLLO GEOMETRIA BLOCCO FO_05

GEOMETRIC INSPECTION BLOCK FO_05

Commessa/Construction	Disegno/Drawing Nr	Aggiornamento/Update	Foglio/Sheet	File name	Data/Date
FB286	286-1055	02	3/ 3	286-1055.DWG	28/02/2024

PROJECT:	**FB286_F005**
CONST. N°	**288**
NEST:	**F005-F0_050286_AH36_SP06-001**
CUT TYPE:	LIKE
DATE:	20/12/2023

SIZE:	12000mm x 2000mm
THICKNESS:	6mm
MATERIAL:	Steel AH36
AREA :	21219614 mm2
UTILIZATION:	88%

WEIGHT PLATE:	1130kg
WEIGHT PARTS:	999kg
WEIGHT REMNANT:	0kg
WEIGHT SCRAP:	131kg

SAFYNA
NAVAL ARCHITECTURE & MARINE ENGINEERING

Nest Part List				Nest Part List			
Item	Part Name	Qty	Wt	Item	Part Name	Qty	Wt
1	286-F005-7006-PS	1	421	36	F005-P262	1	3
2	286-F005-7010-SB	1	249	37	F005-P264	1	3
3	BK 100x100-6	9	0	38	F005-P272	3	1
4	F005-P106	1	2	39	F005-P286	1	3
5	F005-P111	1	6	40	F005-P287	1	3
6	F005-P114	1	0	41	F005-P290	1	3
7	F005-P121	1	7	42	F005-P292	1	3
8	F005-P134	1	3	43	F005-P295	1	3
9	F005-P16	1	44	44	F005-P300	1	1
10	F005-P160	1	44	45	F005-P316	1	0
11	F005-P170	1	0	46	F005-P317	1	0
12	F005-P171	1	1	47	F005-P319	1	0
13	F005-P172	1	1	48	F005-P34	1	11
14	F005-P173	1	1	49	F005-P353	1	0
15	F005-P175	2	1	50	F005-P355	1	0
16	F005-P179	1	3	51	F005-P357	1	0
17	F005-P181	1	4	52	F005-P371	1	1
18	F005-P182	1	3	53	F005-P394	1	4
19	F005-P183	1	3	54	F005-P395	1	4
20	F005-P185	1	4	55	F005-P399	1	7
21	F005-P186	1	3	56	F005-P41	1	71
22	F005-P199	3	1	57	F005-P448	3	1
23	F005-P201	1	0	58	F005-P449	1	4
24	F005-P207	1	26	59	F005-P456	1	4
25	F005-P213	1	0	60	F005-P81	2	0
26	F005-P222	1	1	61	F005-P85	2	0
27	F005-P239	1	3	62	F005-P89	1	2
28	F005-P240	1	3	63	F005-P94	1	2
29	F005-P242	1	3	64	HP80-6	22	0
30	F005-P244	1	3	65	R60-180°-6	18	0
31	F005-P245	1	3	66	R60-90°-6	7	0
32	F005-P253	1	3				
33	F005-P255	1	2				
34	F005-P256	1	3				
35	F005-P261	1	3				

PART. SMUSSI (RASTREM DA ESEG. IN TAGLIO MAN. DOPO T.A.)
A = Ang. smusso _____ gradi

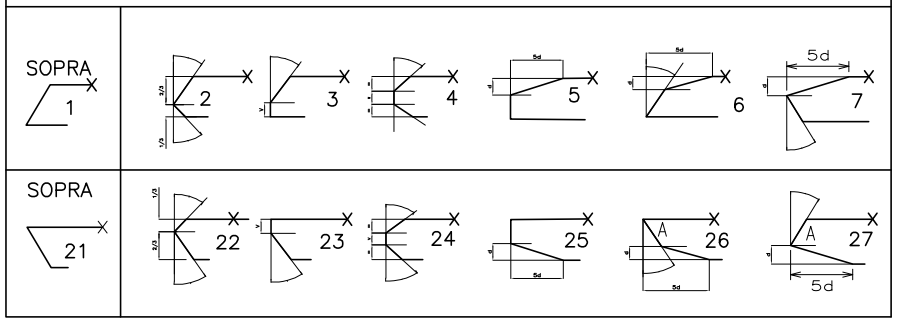

TAGLIO ——— Color yellow

TAGLIO FORI ——— Color 140

TRACCIATURE ——— Color 110

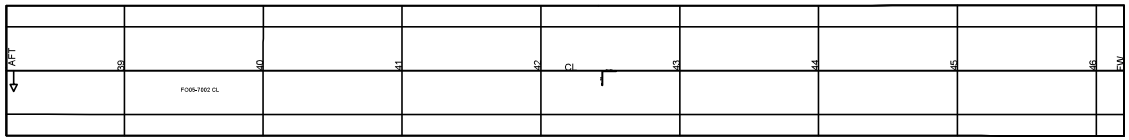

Plate: 286-FO05-7002-CL
Minimum Strain: -0,0000%
Maximum Strain: 0,0091%
Minimum Length Difference: -0,0
Maximum Length Difference: 0,2
Throw: Down

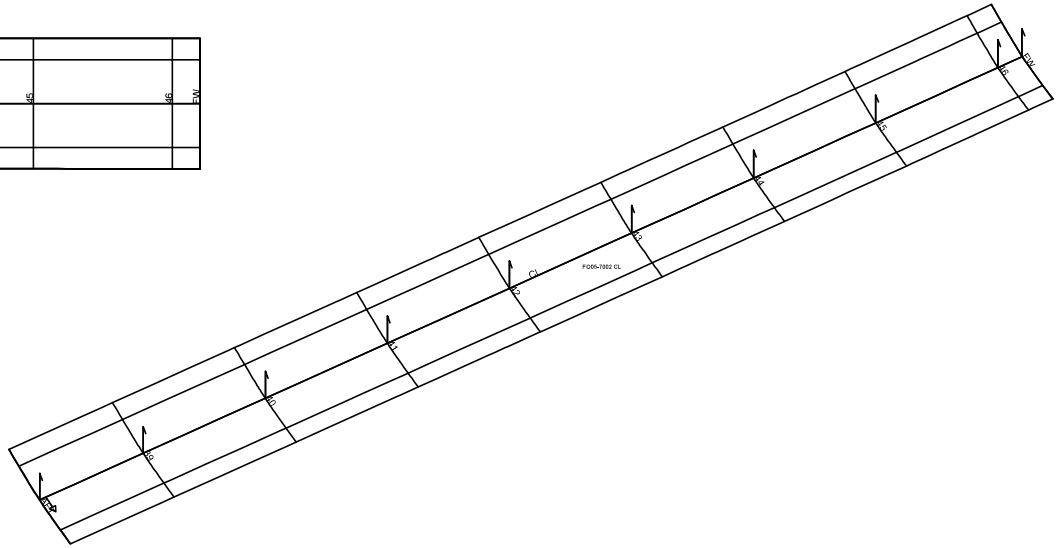

FrameSightline
Bracket Angle = 90.00 S

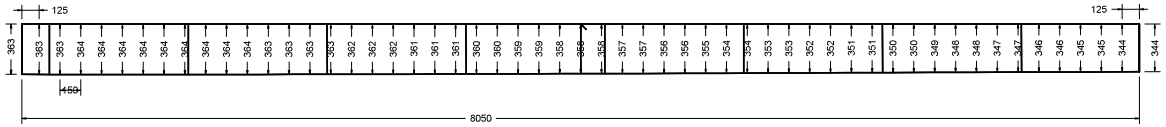

FW
Sightline Height = 362.95
Bracket Angle = 90.32 A

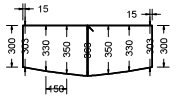

46
Sightline Height = 363.34
Bracket Angle = 89.68 F

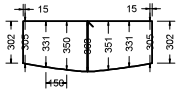

45
Sightline Height = 363.92
Bracket Angle = 89.83 F

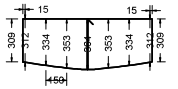

44
Sightline Height = 362.75
Bracket Angle = 89.89 F

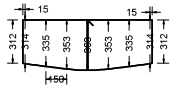

43
Sightline Height = 360.46
Bracket Angle = 89.94 F

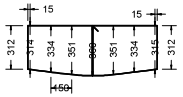

42
Sightline Height = 357.46
Bracket Angle = 89.98 F

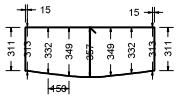

41
Sightline Height = 354.03
Bracket Angle = 89.99 F

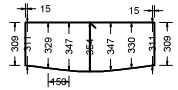

40
Sightline Height = 350.41
Bracket Angle = 90.00 F

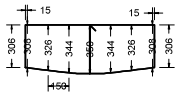

39
Sightline Height = 346.75
Bracket Angle = 90.00 A

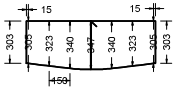

AFT
Sightline Height = 343.65
Bracket Angle = 90.00 F

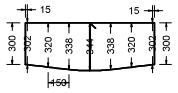

	Drawing Name				REV
FB288/FO05	FB288_FO05_HULL PLATES SHAPING				0
1/40	Drawn by	SAFYNA	"All rights reserved. No part of this drawing may be reproduced in any form or by any means, electronic, mechanical, photocopying, recording or otherwise, without prior written approval from Safyna S.r.l.". Unauthorized reproduction or distribution of this drawing, or any portion of it, may result in severe civil and criminal penalties, and violators will be prosecuted to the maximum extent possible under law.	Date	Sh.
mm	Verified by	SAFYNA		18/12/2023	2/12
A3	Approved by				

UNI A3

Stock: .04 **Nest Part Weight (kg)** **2930,9**
Material: Steel AH36

Name	Stock	Nest Stock Size	Util (%)	Part Weight (kg)	Nest Stock Weight (kg)
FO05-FO_050286_AH36_SP04-001	.04	12000 x 2000	89	673,6	753,6

Name	Weight (kg)	Part Side	Model DWG
FO05-P323	4,6	S	FO05_FR.37
FO05-P322	5,7	S	FO05_FR.37
FO05-P328	4,5	S	FO05_FR.38
FO05-P152	8,0	P	FO05_FR.38
FO05-P152	8,0	P	FO05_FR.39
FO05-P161	5,7	S	FO05_FR.38
FO05-P35	6,1	S	FO05_FR.36
FO05-P44	8,1	P	FO05_L_0600_PS
FO05-P45	8,1	S	FO05_L_0600_SB
FO05-P44	8,1	P	FO05_L_0600_PS
FO05-P320	5,7	P	FO05_FR.37
FO05-P63	4,5	P	FO05_FR.37
FO05-P324	5,7	P	FO05_FR.38
FO05-P102	4,5	P	FO05_FR.38
FO05-P61	5,7	P	FO05_FR.39
FO05-P202	4,6	P	FO05_L_1850_PS
FO05-P203	4,6	S	FO05_L_1850_SB
FO05-P277	5,7	S	FO05_FR.39
FO05-P96	561,9	P	FO05_2900_ABL
FO05-P125	3,7	S	FO05_L_0900_SB

FO05-FO_050286_AH36_SP04-002	.04	12000 x 2000	90	678,8	753,6

Name	Weight (kg)	Part Side	Model DWG
FO05-P152	8,0	P	FO05_FR.37
FO05-P188	8,0	S	FO05_FR.37
FO05-P188	8,0	S	FO05_FR.38
FO05-P188	8,0	S	FO05_FR.39
FO05-P38	2,2	P	FO05_L_1850_PS
FO05-P39	3,6	P	FO05_L_1850_PS
FO05-P26	2,3	S	FO05_L_1850_SB
FO05-P27	3,6	S	FO05_L_1850_SB
FO05-P321	4,4	S	FO05_FR.37
FO05-P132	4,4	C	FO05_FR.38
FO05-P233	4,5	P	FO05_FR.39
FO05-P325	4,3	C	FO05_FR.39
FO05-P326	4,5	S	FO05_FR.39
FO05-P162	4,5	P	FO05_FR.42
FO05-P379	4,4	C	FO05_FR.42
FO05-P162	4,5	P	FO05_FR.43
FO05-P406	4,4	C	FO05_FR.43

Stock: FB 100x10 Q.ty of bars: 9 Nest Length (mm) 47339

Material: Steel AH36

Stock	Material	# Nest	Stock Length (mm)	Lung. (mm)	Lung. Nest (mm)	Kerf (mm)	Util.
FB 100x10	Steel AH36	FB 100x10-001	6000	5918	5924	3	99
FB 100x10	Steel AH36	FB 100x10-002	6000	5918	5924	3	99
FB 100x10	Steel AH36	FB 100x10-003	6000	5903	5912	3	99
FB 100x10	Steel AH36	FB 100x10-004	6000	5895	5904	3	98
FB 100x10	Steel AH36	FB 100x10-005	6000	5933	5942	3	99
FB 100x10	Steel AH36	FB 100x10-006	6000	5833	5842	3	97
FB 100x10	Steel AH36	FB 100x10-007	6000	5868	5883	3	98
FB 100x10	Steel AH36	FB 100x10-008	6000	5670	5709	3	95
FB 100x10	Steel AH36	FB 100x10-009	6000	298	298	3	5

Stock: FB 100X12 Q.ty of bars: 1 Nest Length (mm) 5567

Material: Steel AH36

Stock	Material	# Nest	Stock Length (mm)	Lung. (mm)	Lung. Nest (mm)	Kerf (mm)	Util.
FB 100X12	Steel AH36	FB 100X12-001	6000	5564	5567	3	93

Stock: FB 100x8 Q.ty of bars: 4 Nest Length (mm) 19269

Material: Steel AH36

Stock	Material	# Nest	Stock Length (mm)	Lung. (mm)	Lung. Nest (mm)	Kerf (mm)	Util.
FB 100x8	Steel AH36	FB 100x8-001	6000	5865	5871	3	98
FB 100x8	Steel AH36	FB 100x8-002	6000	5548	5554	3	93
FB 100x8	Steel AH36	FB 100x8-003	6000	5593	5602	3	93
FB 100x8	Steel AH36	FB 100x8-004	6000	2240	2243	3	37

Stock: FB 120x8 Q.ty of bars: 2 Nest Length (mm) 7879

Material: Steel AH36

Stock	Material	# Nest	Stock Length (mm)	Lung. (mm)	Lung. Nest (mm)	Kerf (mm)	Util.
FB 120x8	Steel AH36	FB 120x8-001	6000	3939	3939	3	66
FB 120x8	Steel AH36	FB 120x8-002	6000	3939	3939	3	66

Stock: FB 150x10 Q.ty of bars: 6 Nest Length (mm) 29198

Material: Steel AH36

Stock	Material	# Nest	Stock Length (mm)	Lung. (mm)	Lung. Nest (mm)	Kerf (mm)	Util.
FB 150x10	Steel AH36	FB 150x10-001	6000	5500	5500	3	92
FB 150x10	Steel AH36	FB 150x10-002	6000	5100	5100	3	85
FB 150x10	Steel AH36	FB 150x10-003	6000	5946	5949	3	99
FB 150x10	Steel AH36	FB 150x10-004	6000	4979	4979	3	83
FB 150x10	Steel AH36	FB 150x10-005	6000	4331	4334	3	72
FB 150x10	Steel AH36	FB 150x10-006	6000	3334	3337	3	56

Name	Weight (kg)	CG Long. (mm)	CG Trans. (mm)	CG Vert. (mm)
FO05	34227	40271	-7	1630

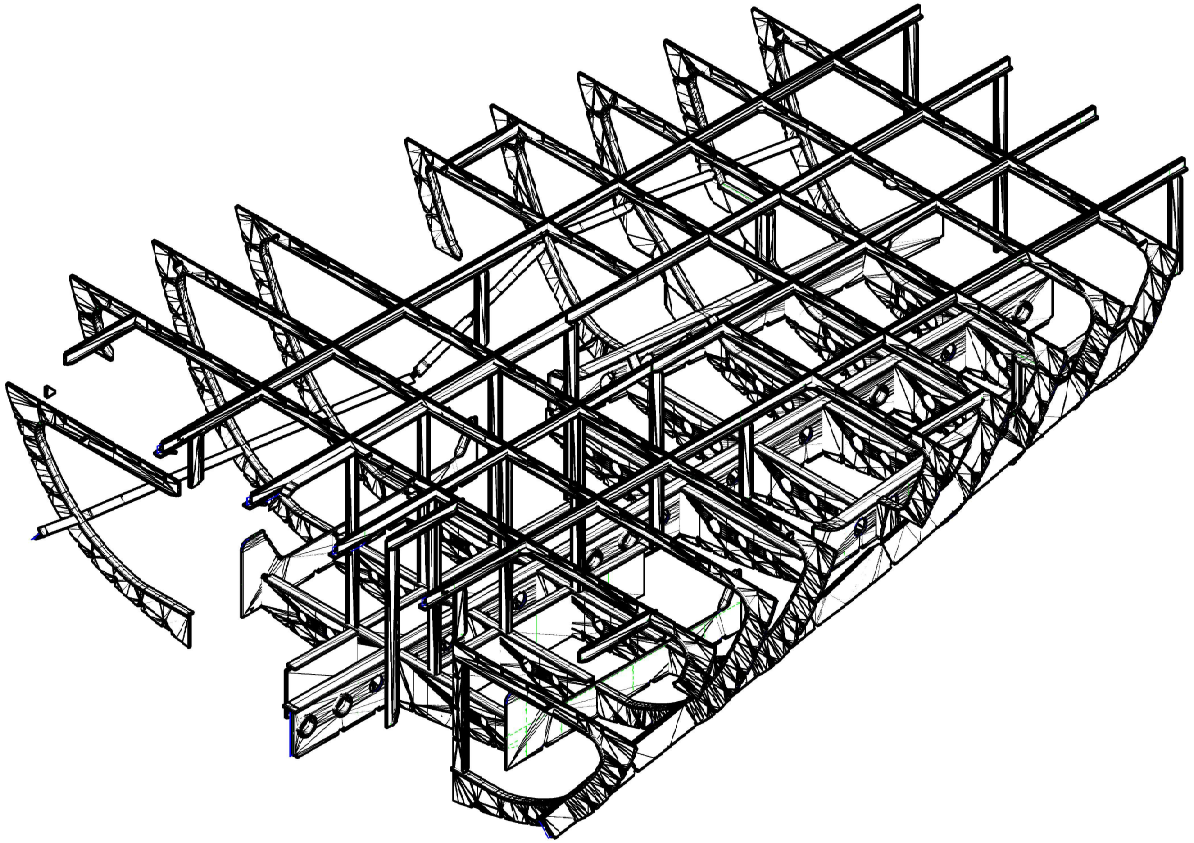

SAFYNA
NAVAL ARCHITECTURE & MARINE ENGINEERING

Bill of Material

#	Part Name	Qty	Stock Name	Length with Green
1	FR 36	1	N/A	N/A
2	FR 37	1	N/A	N/A
3	FR 38	1	N/A	N/A
4	FR 39	1	N/A	N/A
5	FR 41	1	N/A	N/A
6	FR 42	1	N/A	N/A
7	FR 43	1	N/A	N/A
8	FR 44	1	N/A	N/A
9	FR 45	1	N/A	N/A
10	INTERCOSTALE	1	N/A	N/A
11	LNG 1850 PS	1	N/A	N/A
12	LNG 1850 SB	1	N/A	N/A
13	LNG 1850-1330 PS	1	N/A	N/A
14	LNG 1850-1330 SB	1	N/A	N/A
15	LNG 3250 PS	1	N/A	N/A
16	LNG 3250 SB	1	N/A	N/A
17	LNG 3600 PS	1	N/A	N/A
18	LNG 3600 SB	1	N/A	N/A
19	LNG 500 PS	1	N/A	N/A
20	LNG 500 SB	1	N/A	N/A
21	LNG 600 PS	1	N/A	N/A
22	LNG 600 SB	1	N/A	N/A
23	LNG 900 SB	1	N/A	N/A
24	LNG CL	1	N/A	N/A

SHIPCONSTRUCTOR®

Weight: 4683kg
CG: 40783mm, -6mm, 1228mm

FB286_FO05

Quadernetto Travi

SIZE	HULL #	PH Location	REV
A3	FB288	FO05/TRAVI	-

FILE NAME	SCALE	BY
TRAVI.dwg	NTS	carmine

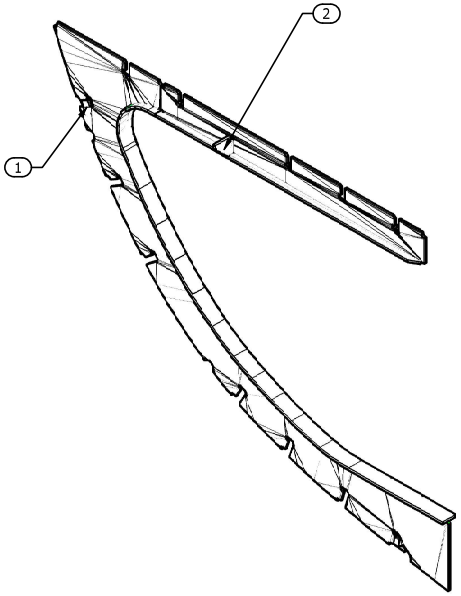

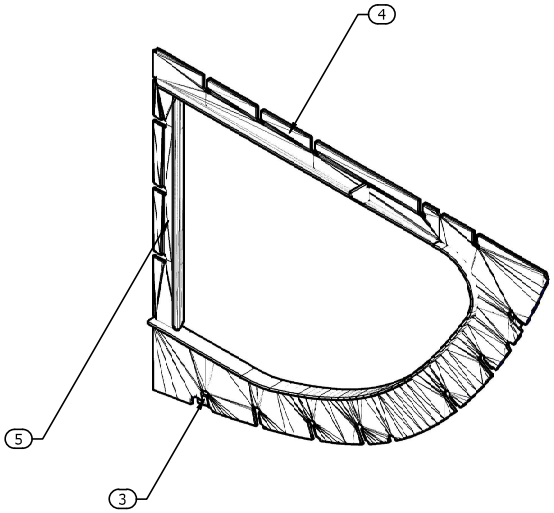

SAFYNA
NAVAL ARCHITECTURE & MARINE ENGINEERING

Bill of Material

#	Part Name	Qty	Stock Name	Length with Green
1	T01	1	N/A	N/A
2	T02	1	N/A	N/A
3	T03	1	N/A	N/A
4	T04	1	N/A	N/A
5	T05	1	N/A	N/A

SHIPCONSTRUCTOR®

Weight: 151kg
CG: 35998mm, -173mm, 1330mm

FB286_FO05

Quadernetto Travi

SIZE	HULL #	PH Location	REV
A3	FB288	TRAVI/FR 36	-

FILE NAME	SCALE	BY
FR 36--.dwg	NTS	carmine

Left view

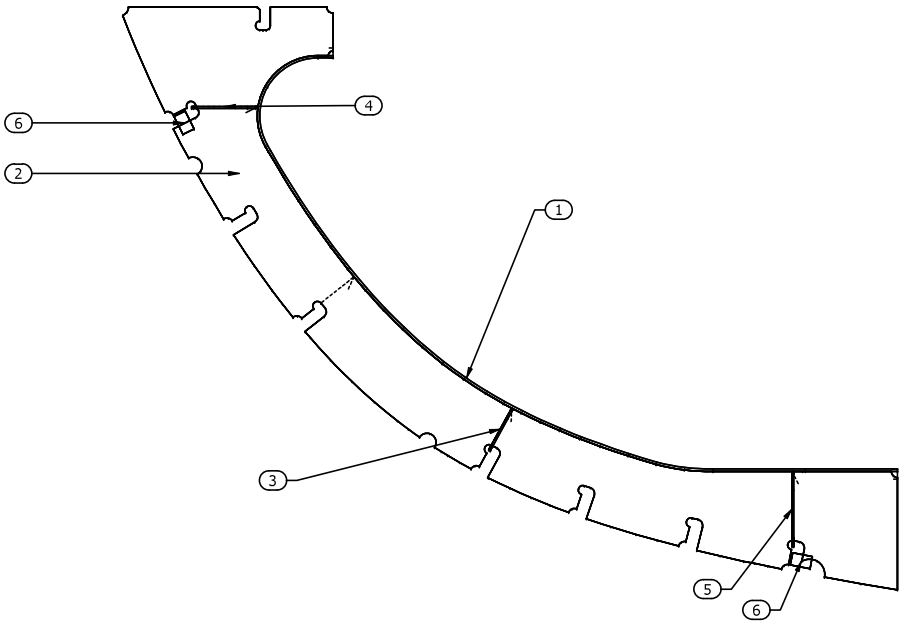

SAFYNA
NAVAL ARCHITECTURE & MARINE ENGINEERING

Bill of Material

#	Part Name	Qty	Stock Name	Length with Green
1	FO05-F13	1	FB 80x8	2964
2	FO05-P33	1	.05	N/A
3	FO05-S148	1	FB 60x6	158
4	FO05-S151	1	FB 60x6	219
5	FO05-S19	1	FB 60x6	248
6	HP80-6	2	.06	N/A

Front view

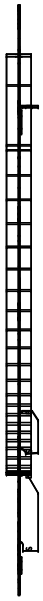

Top view

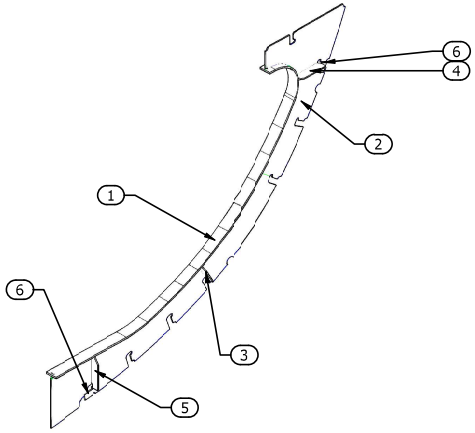

SHIPCONSTRUCTOR®

Weight: 51kg
CG: 35999mm, 3217mm, 1076mm

FB286_FO05

Quadernetto Travi

SIZE	HULL #	PH Location	REV
A3	FB288	FR 36/T01	-

FILE NAME	SCALE	BY
FR 36-T01-.dwg	NTS	carmine

Left view

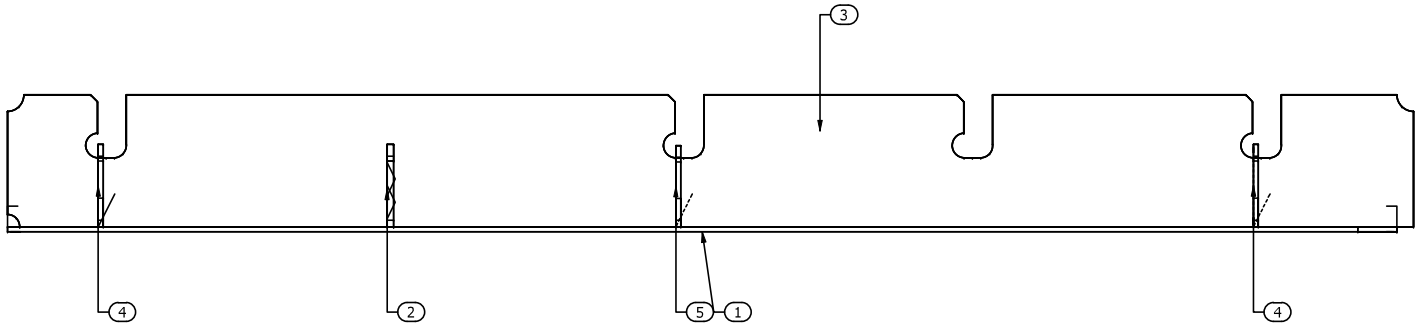

SAFYNA
NAVAL ARCHITECTURE & MARINE ENGINEERING

Bill of Material

#	Part Name	Qty	Stock Name	Length with Green
1	FO05-F12	1	FB 80X6	1684
2	FO05-P154	1	,08	N/A
3	FO05-P32	1	,05	N/A
4	FO05-S154	2	FB 60x6	100
5	FO05-S155	1	FB 60x6	99

Front view

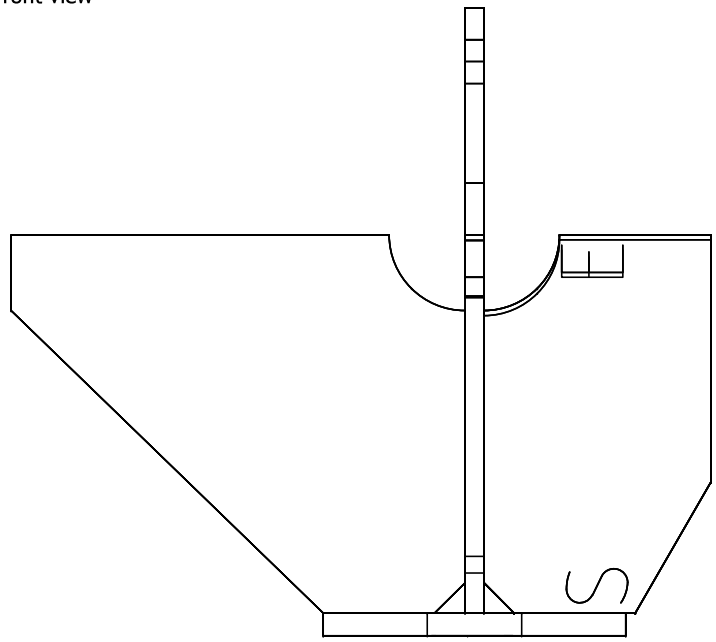

Top view

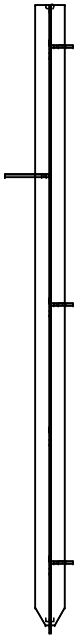

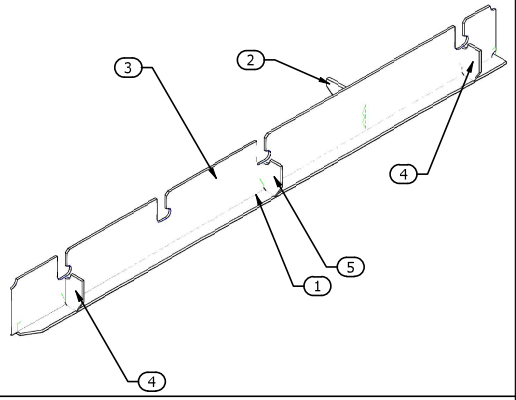

SHIPCONSTRUCTOR®

Weight: 18kg
CG: 35997mm, 2879mm, 2038mm

FB286_FO05

Quadernetto Travi

SIZE	HULL #	PH Location	REV
A3	FB288	FR 36/T02	-

FILE NAME	SCALE	BY
FR 36-T02-.dwg	NTS	carmine



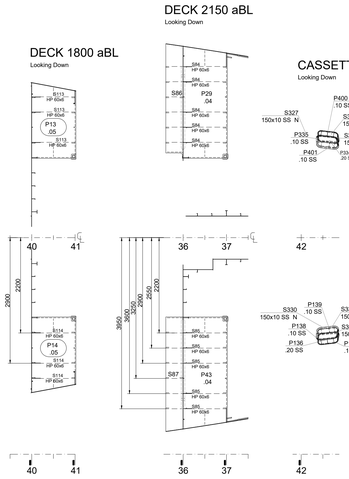

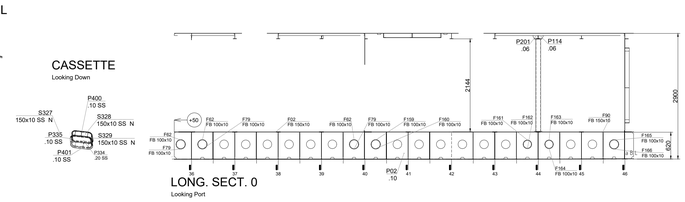

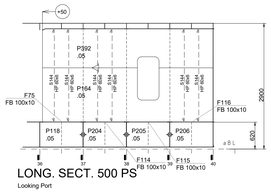

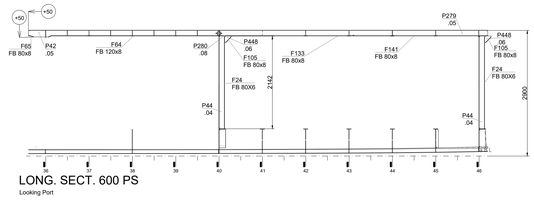

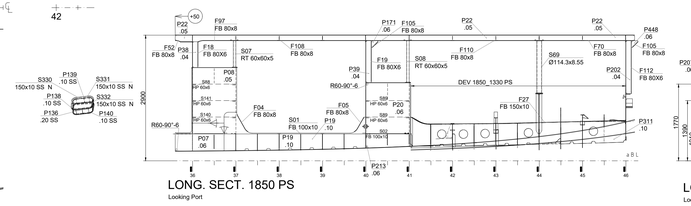



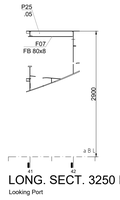

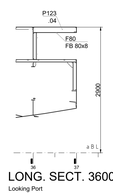

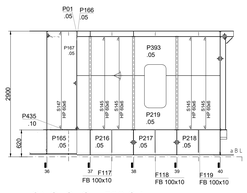

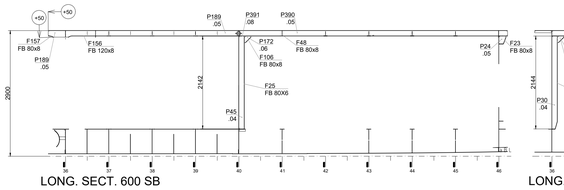

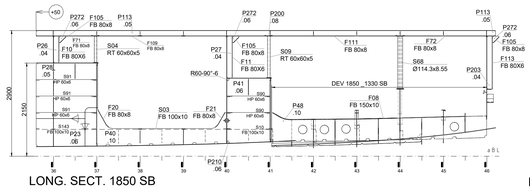

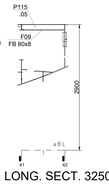

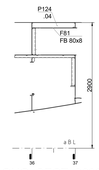

SHELL EXPANSION



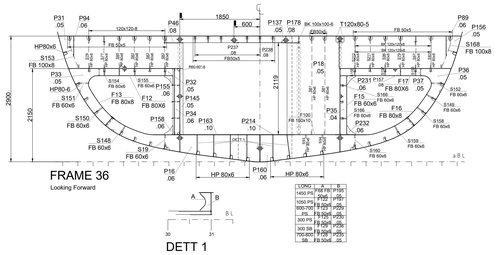

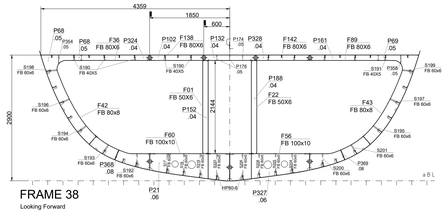

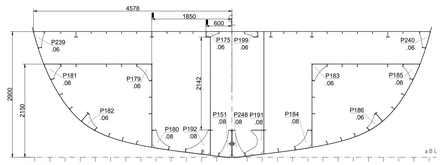

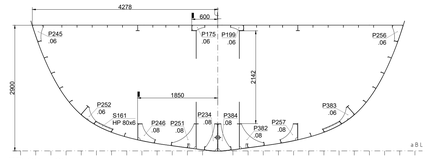

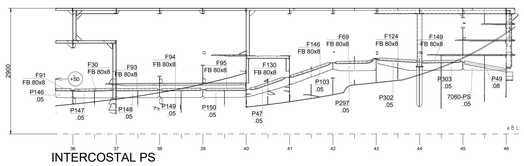

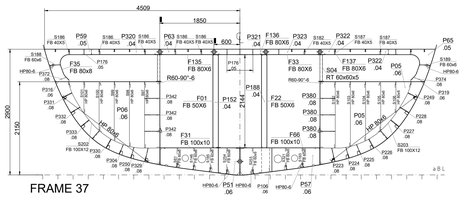

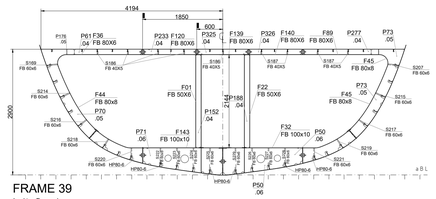

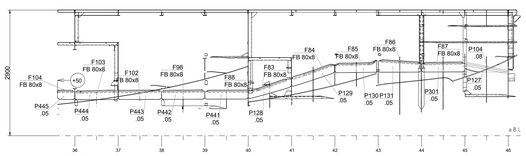

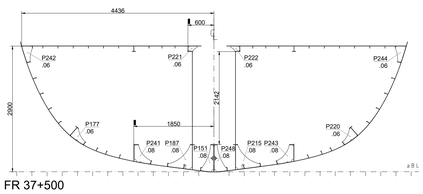

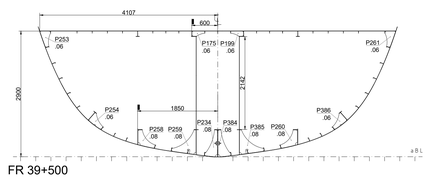

PESO e BARICENTRO da OSS. 0		VERIFICARE DETTAGLI CON I DISEGNI SPECIFICI	
		DESCRIZIONE	N° DISEGNO
$X_{(mm)}$	40271	PIANO DEI PUNTELLI (i puntelli NON vanno saldati)	1023
$Y_{(mm)}$	-7	PIANO DELLE FINESTRATURE (NON saldare zona finestrature)	2405
$Z_{(mm)}$	1630	PIANO DELLE PORTE (tagli porte preliminari)	8003
Peso (Kg)	34227	PIANO DEGLI OBLO' (aperture come da disegno)	2400

-TIPOLOGIA MATERIALE:
SCAFO: ACCIAIO GRADO S QUALITA' AH36
SOVRASTRUTTURA: LL
ECCETTO DIVERSAMENTE INDICATO

-PER DIMENSIONAMENTO SALDATURE
VEDERE LIB-1009 ACCIAIO, LIB-1019 LL

PREFABBRICAZIONE SCAFO

Rev./Upd.	Data/Date	Descrizione Aggiornamento/Update Description	Drawn by	Checked by	Appr. by	Appr. by	Appr. by
-	-	-	-	-	-	-	-
-	-	-	-	-	-	-	-
02	04/03/2024	Mod.graf.-agg. plate P457-P458-P425-P433	Safyna	N.V.	I.R.	C.M.	C.M.
01	05/02/2024	INSERIMENTO SHELL EXPANSION	Safyna	N.V.	I.R.	C.M.	C.M.

AZIMUT | BENETTI GROUP
Via Michele Coppola 154-00049 VARCO/GUO LUI Italy
Tel. +39-0584-3621 Fax +39-0584-396232

Proprietà AZIMUT-BENETTI s.p.a. Senza autorizzazione scritta della stessa il presente disegno non potrà essere utilizzato per la costruzione dell'oggetto rappresentato ne verrà comunicato a terzi o riprodotto anche parzialmente. La società' proprietaria tutela i propri diritti a norme di legge.
All proprietary rights reserved by AZIMUT-BENETTI s.p.a. This drawing shall not be reproduced also partially or in any way communicated to third parties if it is not herein illustrated and must not be released to other parties without written consent. Any infringement will be legally pursued.

A0

Scale/Scala: 1 : 50
Approvazione Registro/Class Approval: LLOYD Register
Designazione/Description: BLOCCO FO_05 / BLOCK FO_05

	Name/Name
Disegnato dal/Drawn by	SAFYNA
Verificato dal/Checked by	NEDEVA V.
Approvato dal/Approved by	IAVARONE R.
Approvato dal/Approved by	CALDI M.
Pubblicato dal/Published by	COIATELLI M.

Commessa/Construction	Disegno/Drawing Nr	Aggiornamento/Update	Foglio/Sheet	File name	Data/Date
FB286	286-1055	01	1 / 3	286-1055.dwg	27/12/2023

A4

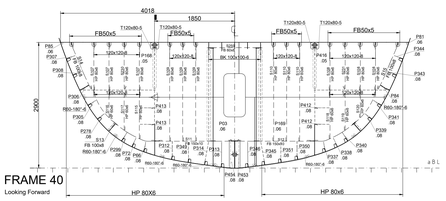

FRAME 40
Looking Forward

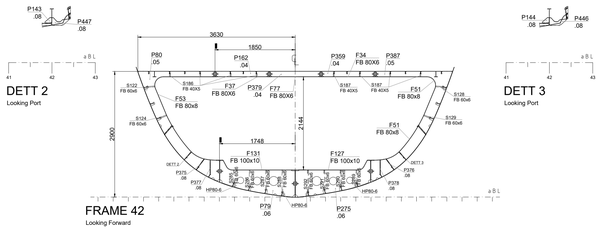

FRAME 42
Looking Forward

DETT 2
Looking Port

DETT 3
Looking Port

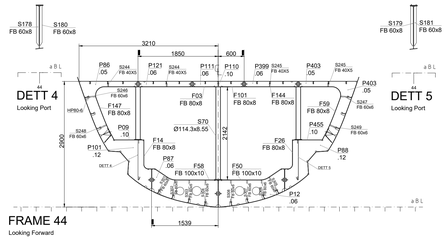

FRAME 44
Looking Forward

DETT 4
Looking Port

DETT 5
Looking Port

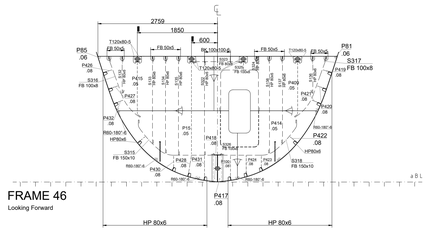

FRAME 46
Looking Forward

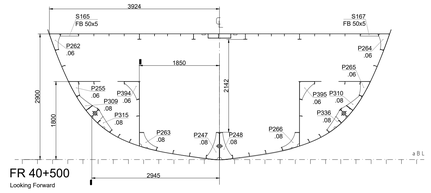

FR 40+500
Looking Forward

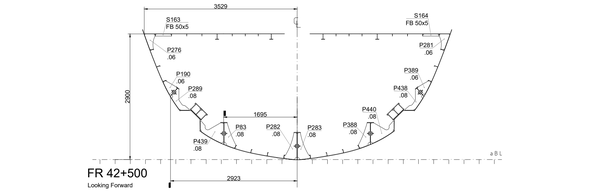

FR 42+500
Looking Forward

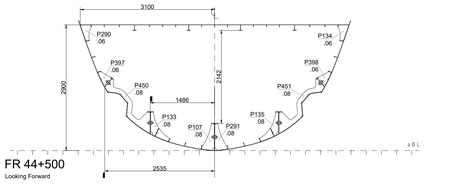

FR 44+500
Looking Forward

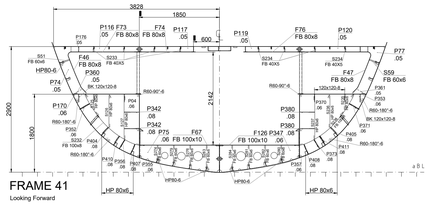

FRAME 41
Looking Forward

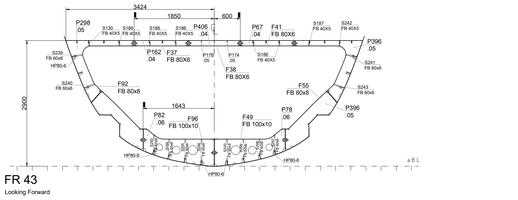

FR 43
Looking Forward

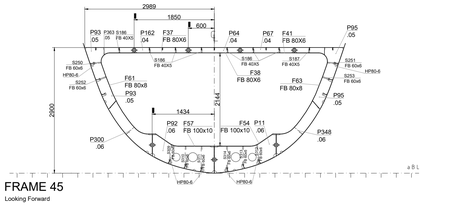

FRAME 45
Looking Forward

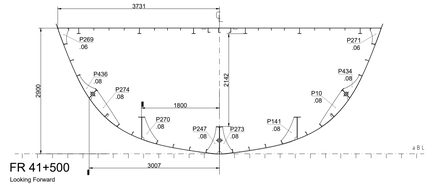

FR 41+500
Looking Forward

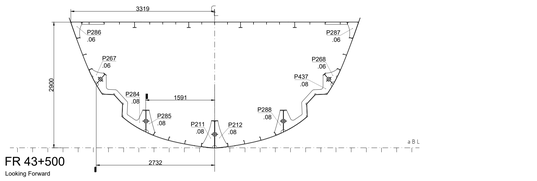

FR 43+500
Looking Forward

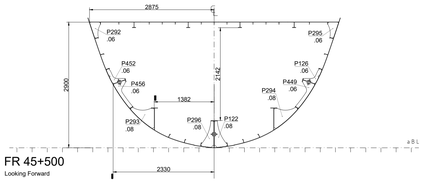

FR 45+500
Looking Forward

AZIMUT | BENETTI GROUP	Commessa/Construction: FB286	Designazione/Designation: STRUTTURA BLOCCO FO_05			A0
	Disegno/Drawing Nr: 286-1055	Aggiornamento/Update: 01	File name: 286-1055.DWG	Scala/Scale: 1:50	Foglio/Sheet: 2/3

DECK 2900 aBL

Looking Down

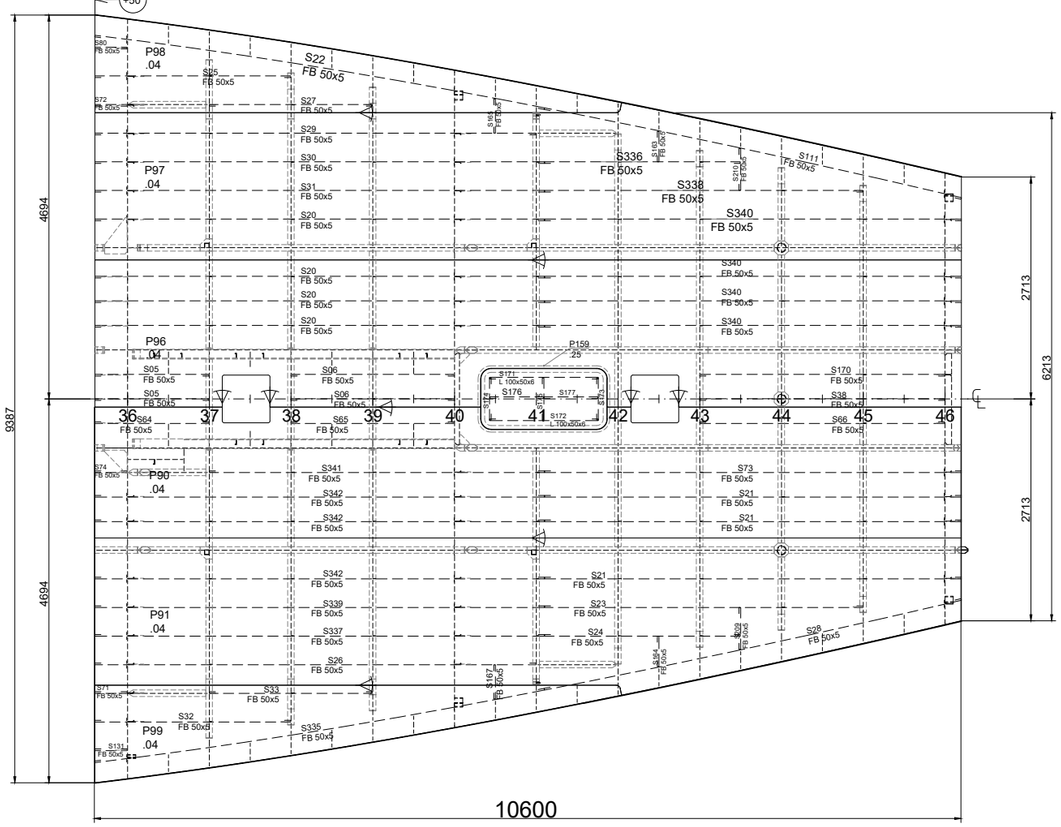

TESTATA AD

Looking Forward

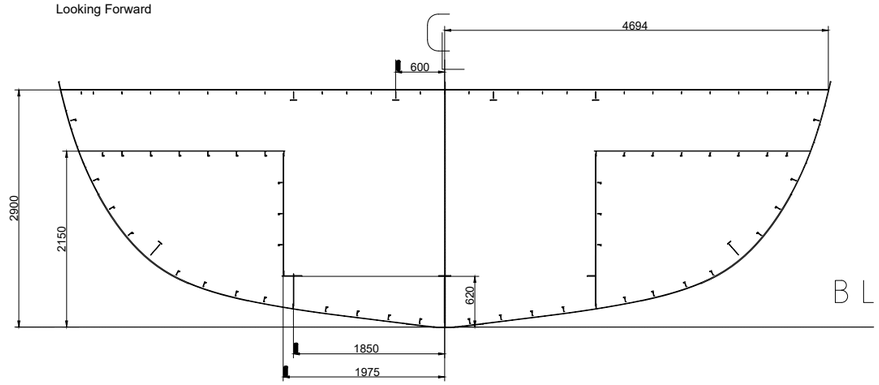

TESTATA AV

Looking Forward

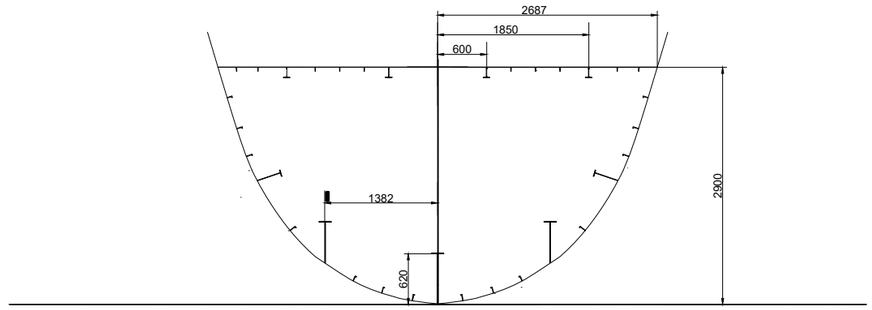

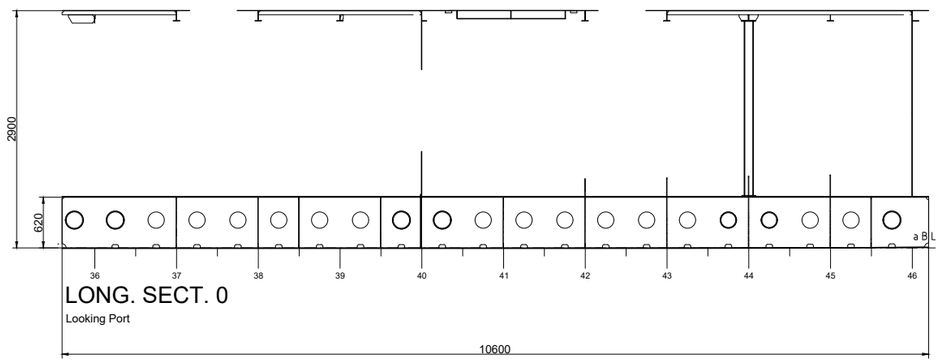

LONG. SECT. 0

Looking Port

Rev./Upd.	Data/Date	Descrizione Aggiornamento/Update Description	Drawn by	Checked by	Appr. by	Appr. by	Appr. by
-	-	-	-	-	-	-	-
-	-	-	-	-	-	-	-
-	-	-	-	-	-	-	-
-	-	-	-	-	-	-	-

AZIMUT | BENETTI GROUP
Via Michele Coppino,104-55049 VIAREGGIO (LU) Italy
Tel. +39-0584-3821 Fax +39-0584-396232

Proprieta' di AZIMUT-BENETTI s.p.a. Senza autorizzazione scritta della stessa il presente disegno non potra' essere utilizzato per la costruzione dell'oggetto rappresentato ne venire comunicato a terzi o riprodotto anche parzialmente. La societa' proprietaria tutela i propri diritti a rigore di legge.

All proprietary rights reserved by AZIMUT-BENETTI s.p.a. This drawing shall not be reproduced also partially or in any way utilized for the manufacture of the component or unit herein illustrated and must not be released to other parties without written consent. Any infringement will be legally pursued

A3

Scala/Scale: 1 / 75

Approvazione Registro/Class Approval: LLOYD Register

	Nome/Name
Disegnato da/ Drawn by	SAFYNA
Verificato da/ Checked by	NEDEVA V.
Approvato da/ Approved by	IAVARONE R.
Approvato da/ Approved by	CALDI M.
Pubblicato da/ Published by	COIATELLI M.

Designazione/Designation

CONTROLLO GEOMETRIA BLOCCO FO_05

GEOMETRIC INSPECTION BLOCK FO_05

Commessa/Construction	Disegno/Drawing Nr	Aggiornamento/Update	Foglio/Sheet	File name	Data/Date
FB286	286-1055	02	3/ 3	286-1055.DWG	28/02/2024

PROJECT:	**FB286_F005**
CONST. N°	**288**
NEST:	**F005-F0_050286_AH36_SP06-001**
CUT TYPE:	LIKE
DATE:	20/12/2023

SIZE:	12000mm x 2000mm
THICKNESS:	6mm
MATERIAL:	Steel AH36
AREA :	21219614 mm2
UTILIZATION:	88%

WEIGHT PLATE:	1130kg
WEIGHT PARTS:	999kg
WEIGHT REMNANT:	0kg
WEIGHT SCRAP:	131kg

SAFYNA
NAVAL ARCHITECTURE & MARINE ENGINEERING

Nest Part List				Nest Part List			
Item	Part Name	Qty	Wt	Item	Part Name	Qty	Wt
1	286-F005-7006-PS	1	421	36	F005-P262	1	3
2	286-F005-7010-SB	1	249	37	F005-P264	1	3
3	BK 100x100-6	9	0	38	F005-P272	3	1
4	F005-P106	1	2	39	F005-P286	1	3
5	F005-P111	1	6	40	F005-P287	1	3
6	F005-P114	1	0	41	F005-P290	1	3
7	F005-P121	1	7	42	F005-P292	1	3
8	F005-P134	1	3	43	F005-P295	1	3
9	F005-P16	1	44	44	F005-P300	1	1
10	F005-P160	1	44	45	F005-P316	1	0
11	F005-P170	1	0	46	F005-P317	1	0
12	F005-P171	1	1	47	F005-P319	1	0
13	F005-P172	1	1	48	F005-P34	1	11
14	F005-P173	1	1	49	F005-P353	1	0
15	F005-P175	2	1	50	F005-P355	1	0
16	F005-P179	1	3	51	F005-P357	1	0
17	F005-P181	1	4	52	F005-P371	1	1
18	F005-P182	1	3	53	F005-P394	1	4
19	F005-P183	1	3	54	F005-P395	1	4
20	F005-P185	1	4	55	F005-P399	1	7
21	F005-P186	1	3	56	F005-P41	1	71
22	F005-P199	3	1	57	F005-P448	3	1
23	F005-P201	1	0	58	F005-P449	1	4
24	F005-P207	1	28	59	F005-P456	1	4
25	F005-P213	1	0	60	F005-P81	2	0
26	F005-P222	1	1	61	F005-P85	2	0
27	F005-P239	1	3	62	F005-P89	1	2
28	F005-P240	1	3	63	F005-P94	1	2
29	F005-P242	1	3	64	HP80-6	22	0
30	F005-P244	1	3	65	R60-180°-6	18	0
31	F005-P245	1	3	66	R60-90°-6	7	0
32	F005-P253	1	3				
33	F005-P255	1	2				
34	F005-P256	1	3				
35	F005-P261	1	3				

PART. SMUSSI (RASTREM DA ESEG. IN TAGLIO MAN. DOPO T.A.)
A = Ang. smusso _____ gradi

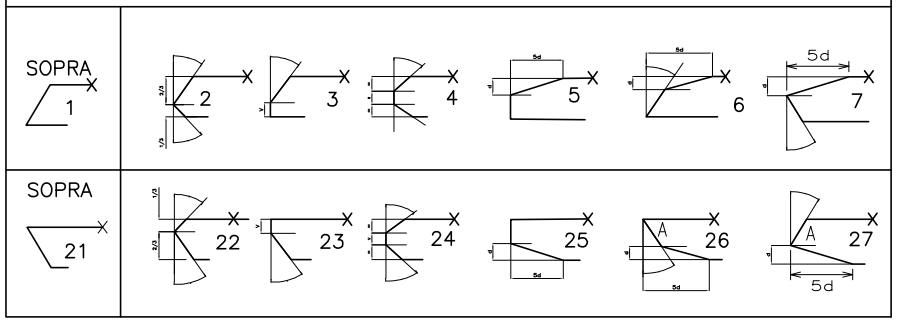

TAGLIO ——— Color yellow

TAGLIO FORI ——— Color 140

TRACCIATURE ——— Color 110

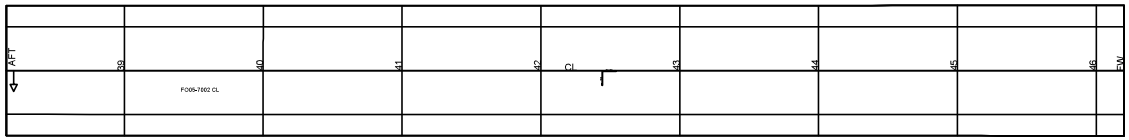

Plate: 286-FO05-7002-CL
Minimum Strain: -0,0000%
Maximum Strain: 0,0091%
Minimum Length Difference: -0,0
Maximum Length Difference: 0,2
Throw: Down

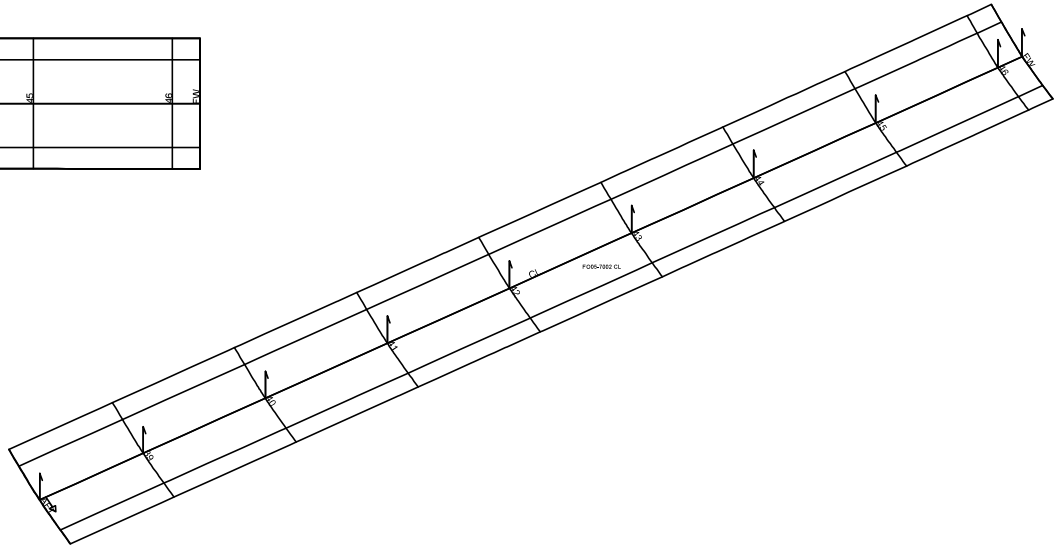

FrameSightline
Bracket Angle = 90.00 S

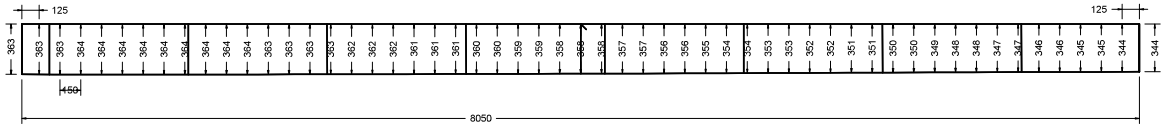

FW
Sightline Height = 362.95
Bracket Angle = 90.32 A

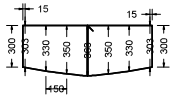

46
Sightline Height = 363.34
Bracket Angle = 89.68 F

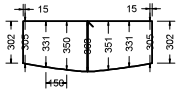

45
Sightline Height = 363.92
Bracket Angle = 89.83 F

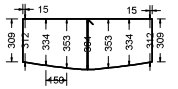

44
Sightline Height = 362.75
Bracket Angle = 89.89 F

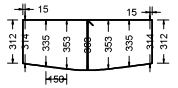

43
Sightline Height = 360.46
Bracket Angle = 89.94 F

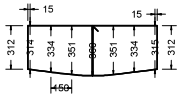

42
Sightline Height = 357.46
Bracket Angle = 89.98 F

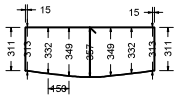

41
Sightline Height = 354.03
Bracket Angle = 89.99 F

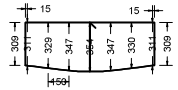

40
Sightline Height = 350.41
Bracket Angle = 90.00 F

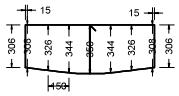

39
Sightline Height = 346.75
Bracket Angle = 90.00 A

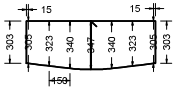

AFT
Sightline Height = 343.65
Bracket Angle = 90.00 F

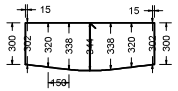

	Drawing Name				REV
FB288/FO05	FB288_FO05_HULL PLATES SHAPING				0
1/40	Drawn by	SAFYNA	"All rights reserved. No part of this drawing may be reproduced in any form or by any means, electronic, mechanical, photocopying, recording or otherwise, without prior written approval from Safyna S.r.l.". Unauthorized reproduction or distribution of this drawing, or any portion of it, may result in severe civil and criminal penalties, and violators will be prosecuted to the maximum extent possible under law.	Date	Sh.
mm	Verified by	SAFYNA		18/12/2023	2/12
A3	Approved by				

UNI A3

Stock: .04 **Nest Part Weight (kg)** **2930,9**
Material: Steel AH36

Name	Stock	Nest Stock Size	Util (%)	Part Weight (kg)	Nest Stock Weight (kg)
FO05-FO_050286_AH36_SP04-001	.04	12000 x 2000	89	673,6	753,6

Name	Weight (kg)	Part Side	Model DWG
FO05-P323	4,6	S	FO05_FR.37
FO05-P322	5,7	S	FO05_FR.37
FO05-P328	4,5	S	FO05_FR.38
FO05-P152	8,0	P	FO05_FR.38
FO05-P152	8,0	P	FO05_FR.39
FO05-P161	5,7	S	FO05_FR.38
FO05-P35	6,1	S	FO05_FR.36
FO05-P44	8,1	P	FO05_L_0600_PS
FO05-P45	8,1	S	FO05_L_0600_SB
FO05-P44	8,1	P	FO05_L_0600_PS
FO05-P320	5,7	P	FO05_FR.37
FO05-P63	4,5	P	FO05_FR.37
FO05-P324	5,7	P	FO05_FR.38
FO05-P102	4,5	P	FO05_FR.38
FO05-P61	5,7	P	FO05_FR.39
FO05-P202	4,6	P	FO05_L_1850_PS
FO05-P203	4,6	S	FO05_L_1850_SB
FO05-P277	5,7	S	FO05_FR.39
FO05-P96	561,9	P	FO05_2900_ABL
FO05-P125	3,7	S	FO05_L_0900_SB

FO05-FO_050286_AH36_SP04-002	.04	12000 x 2000	90	678,8	753,6

Name	Weight (kg)	Part Side	Model DWG
FO05-P152	8,0	P	FO05_FR.37
FO05-P188	8,0	S	FO05_FR.37
FO05-P188	8,0	S	FO05_FR.38
FO05-P188	8,0	S	FO05_FR.39
FO05-P38	2,2	P	FO05_L_1850_PS
FO05-P39	3,6	P	FO05_L_1850_PS
FO05-P26	2,3	S	FO05_L_1850_SB
FO05-P27	3,6	S	FO05_L_1850_SB
FO05-P321	4,4	S	FO05_FR.37
FO05-P132	4,4	C	FO05_FR.38
FO05-P233	4,5	P	FO05_FR.39
FO05-P325	4,3	C	FO05_FR.39
FO05-P326	4,5	S	FO05_FR.39
FO05-P162	4,5	P	FO05_FR.42
FO05-P379	4,4	C	FO05_FR.42
FO05-P162	4,5	P	FO05_FR.43
FO05-P406	4,4	C	FO05_FR.43

Stock: FB 100x10 Q.ty of bars: 9 Nest Length (mm) 47339

Material: Steel AH36

Stock	Material	# Nest	Stock Length (mm)	Lung. (mm)	Lung. Nest (mm)	Kerf (mm)	Util.
FB 100x10	Steel AH36	FB 100x10-001	6000	5918	5924	3	99
FB 100x10	Steel AH36	FB 100x10-002	6000	5918	5924	3	99
FB 100x10	Steel AH36	FB 100x10-003	6000	5903	5912	3	99
FB 100x10	Steel AH36	FB 100x10-004	6000	5895	5904	3	98
FB 100x10	Steel AH36	FB 100x10-005	6000	5933	5942	3	99
FB 100x10	Steel AH36	FB 100x10-006	6000	5833	5842	3	97
FB 100x10	Steel AH36	FB 100x10-007	6000	5868	5883	3	98
FB 100x10	Steel AH36	FB 100x10-008	6000	5670	5709	3	95
FB 100x10	Steel AH36	FB 100x10-009	6000	298	298	3	5

Stock: FB 100X12 Q.ty of bars: 1 Nest Length (mm) 5567

Material: Steel AH36

Stock	Material	# Nest	Stock Length (mm)	Lung. (mm)	Lung. Nest (mm)	Kerf (mm)	Util.
FB 100X12	Steel AH36	FB 100X12-001	6000	5564	5567	3	93

Stock: FB 100x8 Q.ty of bars: 4 Nest Length (mm) 19269

Material: Steel AH36

Stock	Material	# Nest	Stock Length (mm)	Lung. (mm)	Lung. Nest (mm)	Kerf (mm)	Util.
FB 100x8	Steel AH36	FB 100x8-001	6000	5865	5871	3	98
FB 100x8	Steel AH36	FB 100x8-002	6000	5548	5554	3	93
FB 100x8	Steel AH36	FB 100x8-003	6000	5593	5602	3	93
FB 100x8	Steel AH36	FB 100x8-004	6000	2240	2243	3	37

Stock: FB 120x8 Q.ty of bars: 2 Nest Length (mm) 7879

Material: Steel AH36

Stock	Material	# Nest	Stock Length (mm)	Lung. (mm)	Lung. Nest (mm)	Kerf (mm)	Util.
FB 120x8	Steel AH36	FB 120x8-001	6000	3939	3939	3	66
FB 120x8	Steel AH36	FB 120x8-002	6000	3939	3939	3	66

Stock: FB 150x10 Q.ty of bars: 6 Nest Length (mm) 29198

Material: Steel AH36

Stock	Material	# Nest	Stock Length (mm)	Lung. (mm)	Lung. Nest (mm)	Kerf (mm)	Util.
FB 150x10	Steel AH36	FB 150x10-001	6000	5500	5500	3	92
FB 150x10	Steel AH36	FB 150x10-002	6000	5100	5100	3	85
FB 150x10	Steel AH36	FB 150x10-003	6000	5946	5949	3	99
FB 150x10	Steel AH36	FB 150x10-004	6000	4979	4979	3	83
FB 150x10	Steel AH36	FB 150x10-005	6000	4331	4334	3	72
FB 150x10	Steel AH36	FB 150x10-006	6000	3334	3337	3	56

Name	Weight (kg)	CG Long. (mm)	CG Trans. (mm)	CG Vert. (mm)
FO05	34227	40271	-7	1630

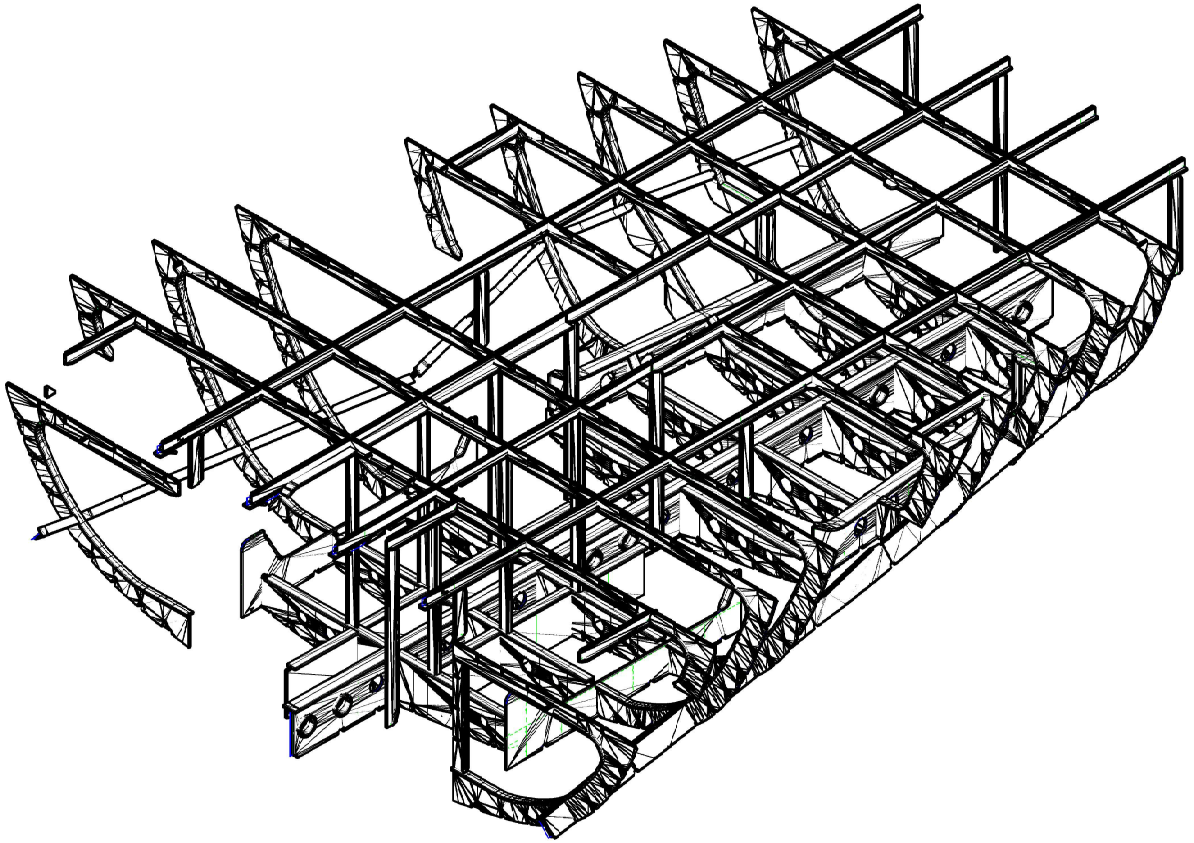

SAFYNA
NAVAL ARCHITECTURE & MARINE ENGINEERING

Bill of Material

#	Part Name	Qty	Stock Name	Length with Green
1	FR 36	1	N/A	N/A
2	FR 37	1	N/A	N/A
3	FR 38	1	N/A	N/A
4	FR 39	1	N/A	N/A
5	FR 41	1	N/A	N/A
6	FR 42	1	N/A	N/A
7	FR 43	1	N/A	N/A
8	FR 44	1	N/A	N/A
9	FR 45	1	N/A	N/A
10	INTERCOSTALE	1	N/A	N/A
11	LNG 1850 PS	1	N/A	N/A
12	LNG 1850 SB	1	N/A	N/A
13	LNG 1850-1330 PS	1	N/A	N/A
14	LNG 1850-1330 SB	1	N/A	N/A
15	LNG 3250 PS	1	N/A	N/A
16	LNG 3250 SB	1	N/A	N/A
17	LNG 3600 PS	1	N/A	N/A
18	LNG 3600 SB	1	N/A	N/A
19	LNG 500 PS	1	N/A	N/A
20	LNG 500 SB	1	N/A	N/A
21	LNG 600 PS	1	N/A	N/A
22	LNG 600 SB	1	N/A	N/A
23	LNG 900 SB	1	N/A	N/A
24	LNG CL	1	N/A	N/A

SHIPCONSTRUCTOR®

Weight: 4683kg
CG: 40783mm, -6mm, 1228mm

FB286_FO05

Quadernetto Travi

SIZE	HULL #	PH Location	REV
A3	FB288	FO05/TRAVI	-

FILE NAME	SCALE	BY
TRAVI.dwg	NTS	carmine

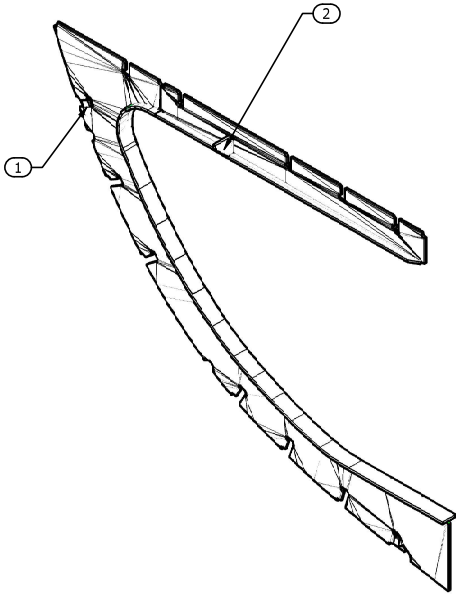

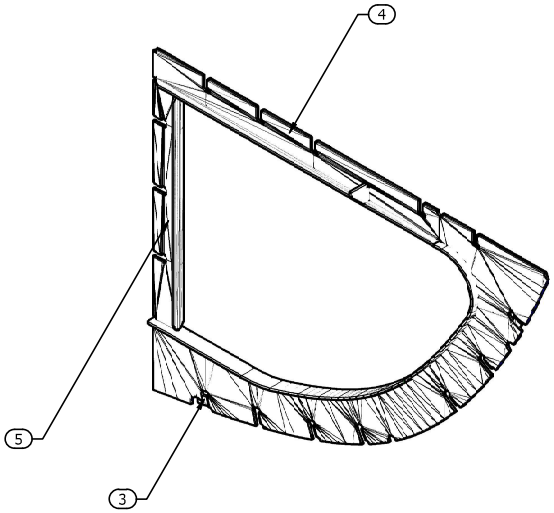

SAFYNA
NAVAL ARCHITECTURE & MARINE ENGINEERING

Bill of Material

#	Part Name	Qty	Stock Name	Length with Green
1	T01	1	N/A	N/A
2	T02	1	N/A	N/A
3	T03	1	N/A	N/A
4	T04	1	N/A	N/A
5	T05	1	N/A	N/A

SHIPCONSTRUCTOR®

Weight: 151kg
CG: 35998mm, -173mm, 1330mm

FB286_FO05

Quadernetto Travi

SIZE	HULL #	PH Location	REV
A3	FB288	TRAVI/FR 36	-

FILE NAME	SCALE	BY
FR 36--.dwg	NTS	carmine

Left view

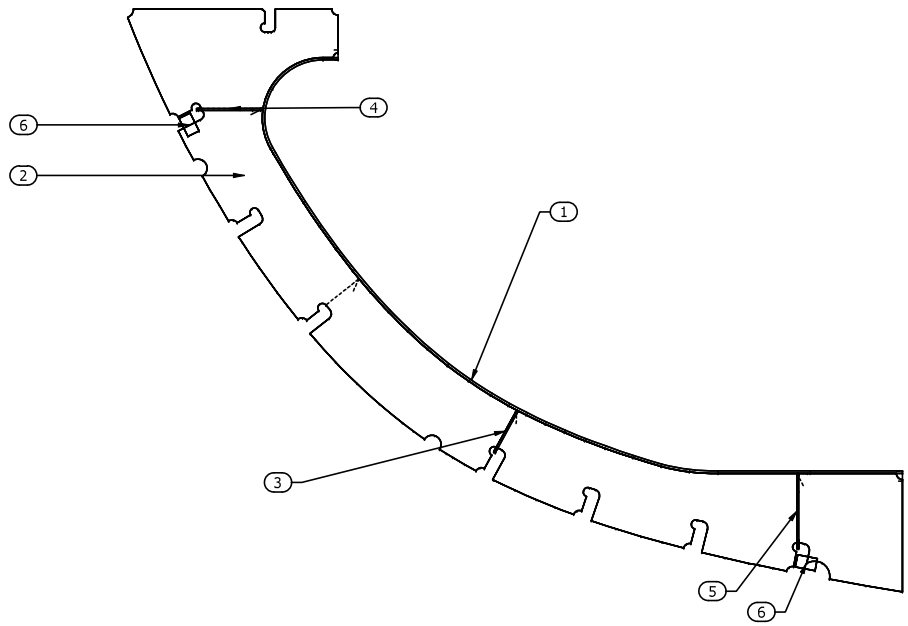

SAFYNA
NAVAL ARCHITECTURE & MARINE ENGINEERING

Bill of Material

#	Part Name	Qty	Stock Name	Length with Green
1	FO05-F13	1	FB 80x8	2964
2	FO05-P33	1	.05	N/A
3	FO05-S148	1	FB 60x6	158
4	FO05-S151	1	FB 60x6	219
5	FO05-S19	1	FB 60x6	248
6	HP80-6	2	.06	N/A

Front view

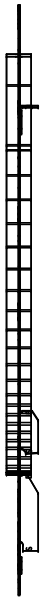

Top view

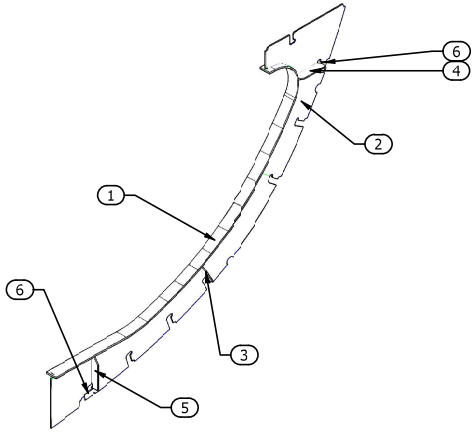

SHIPCONSTRUCTOR®

Weight: 51kg
CG: 35999mm, 3217mm, 1076mm

FB286_FO05

Quadernetto Travi

SIZE	HULL #	PH Location	REV
A3	FB288	FR 36/T01	-

FILE NAME	SCALE	BY
FR 36-T01-.dwg	NTS	carmine

Left view

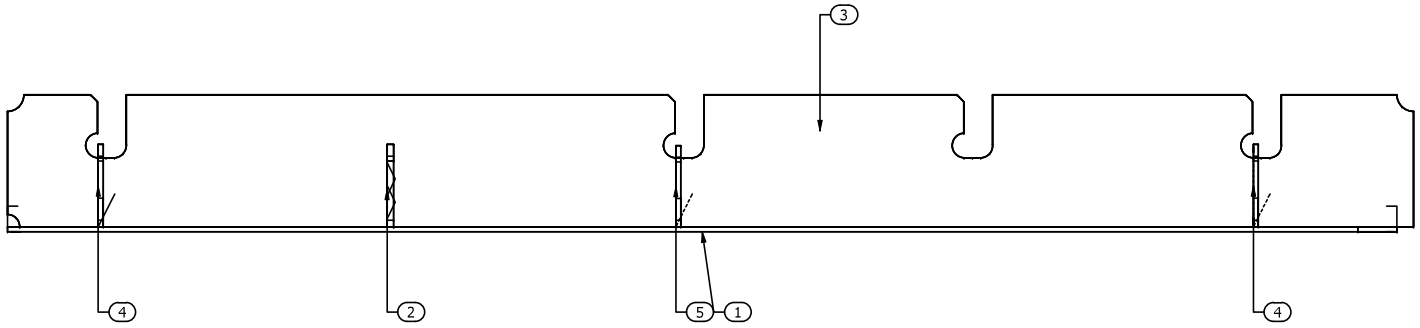

SAFYNA
NAVAL ARCHITECTURE & MARINE ENGINEERING

Bill of Material

#	Part Name	Qty	Stock Name	Length with Green
1	FO05-F12	1	FB 80X6	1684
2	FO05-P154	1	,08	N/A
3	FO05-P32	1	,05	N/A
4	FO05-S154	2	FB 60x6	100
5	FO05-S155	1	FB 60x6	99

Front view

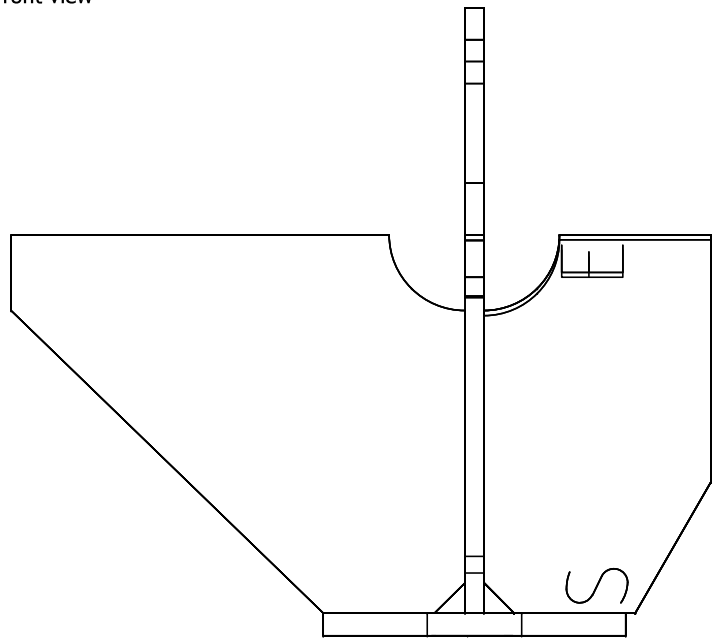

Top view

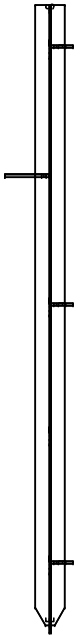

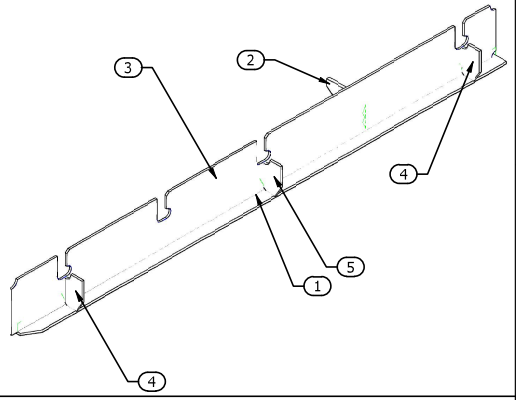

SHIPCONSTRUCTOR®

Weight: 18kg
CG: 35997mm, 2879mm, 2038mm

FB286_FO05

Quadernetto Travi

SIZE	HULL #	PH Location	REV
A3	FB288	FR 36/T02	-

FILE NAME	SCALE	BY
FR 36-T02-.dwg	NTS	carmine